

DEPARTMENT OF THE NAVY ANNUAL CRIME REPORT 2016

Printed Annually
Naval Criminal Investigative Service
Department of the Navy
Marine Corps Base Quantico, VA



Copies available from:
Naval Criminal Investigative Service
Criminal Data Analysis Division
Marine Corps Base Quantico, VA 22134

FOREWORD

Reducing crime continues to be a top priority of the Department of the Navy (DON) and the Naval Criminal Investigative Service (NCIS). The concept of collecting crime statistics and using them to explore the complex nature and scope of the DON's crimes serves to provide DON senior leadership insight into six major investigative areas that impact DON assets worldwide. This offense-based report is modeled after the Department of Justice - Federal Bureau of Investigation's annual publication of *Crime in the United States*. Although differing demographics preclude an exact replica of that report, the DON Annual Crime Report (ACR) provides a general overview of crime within DON populations using similar offense parameters.

This is the thirteenth DON ACR produced by the NCIS Criminal Data Analysis Division under the guidance of the Criminal Investigations Directorate. As with the previous editions, the CY 2016 DON ACR is developed from data extracted from the Consolidated Law Enforcement Operations Center (CLEOC), the repository for DON Law enforcement investigative information. The ACR is divided into three major sections. It is recommended the Executive Summary, the Methodology, and DON sections are read first as they highlight the overall DON offenses in the six investigative areas and how the data is captured. Subsequent sections focus on the U.S. Navy (USN) and U.S. Marine Corps (USMC) separately, providing comparisons between Commander, Naval Installation Command regions and Marine Corps Installation regions, respectively. This year's publication also includes highlights of outcomes to several criminal investigations impacting the USN and USMC during CY 2016.

As law enforcement reporting within the DON continues to evolve, refinement of the methods for data collection, analysis, and presentation continue to enhance NCIS's ability to carry out the critical assignment of compiling and analyzing pertinent crime statistics.



J. A. Hogan
Executive Assistant Director for
Criminal Investigations & Operations

TABLE OF CONTENTS

EXECUTIVE SUMMARY.....	1
<i>Crime Volume</i>	1
METHODOLOGY.....	2
DEATH	3
ADULT SEX CRIME	4
CHILD SEXUAL ABUSE	5
NARCOTICS.....	6
PROCUREMENT FRAUD	7
PROPERTY	9
UNITED STATES NAVY	11
DEATH	12
<i>Homicide</i>	12
<i>Suicide</i>	13
<i>Accidental Death</i>	15
ADULT SEX CRIME	17
CHILD SEXUAL ABUSE	22
<i>Contact Sexual Abuse</i>	22
<i>Child Pornography</i>	24
<i>Internet Contact</i>	24
NARCOTICS.....	27
<i>Use/Possession</i>	28
<i>Distribution</i>	28
PROCUREMENT FRAUD	31
PROPERTY	34
USN INVESTIGATIVE HIGHLIGHTS.....	37
<i>Death</i>	37
<i>Adult Sexual Assault</i>	37
<i>Child Sexual Abuse</i>	37
<i>Narcotics</i>	38
<i>Procurement Fraud</i>	38
<i>Property Crime</i>	39

UNITED STATES MARINE CORPS	41
DEATH	42
<i>Homicide</i>	<i>42</i>
<i>Suicide</i>	<i>42</i>
<i>Accidental Death</i>	<i>44</i>
ADULT SEX CRIME	46
CHILD SEXUAL ABUSE	51
<i>Contact Sexual Abuse</i>	<i>51</i>
<i>Child Pornography.....</i>	<i>52</i>
<i>Internet Contact</i>	<i>53</i>
NARCOTICS.....	55
<i>Use/Possession.....</i>	<i>56</i>
<i>Distribution</i>	<i>56</i>
PROCUREMENT FRAUD	58
PROPERTY	59
USMC INVESTIGATIVE HIGHLIGHTS.....	61
<i>Death.....</i>	<i>61</i>
<i>Adult Sexual Assault.....</i>	<i>61</i>
<i>Child Sexual Abuse</i>	<i>61</i>
<i>Narcotics</i>	<i>62</i>
<i>Procurement Fraud</i>	<i>62</i>
<i>Property Crime</i>	<i>63</i>

EXECUTIVE SUMMARY

The Naval Criminal Investigative Service (NCIS) continues to proactively and aggressively confront criminal threats to the Department of the Navy (DON). The *Annual Crime Report (ACR)* examines criminal threats to the Department and enables DON law enforcement entities to focus crime reduction strategies consistent with the most salient threats to DON. This ACR looks at six offense categories: Death, Adult Sexual Assault, Child Sexual Abuse, Narcotics, Procurement Fraud, and Property Crime.

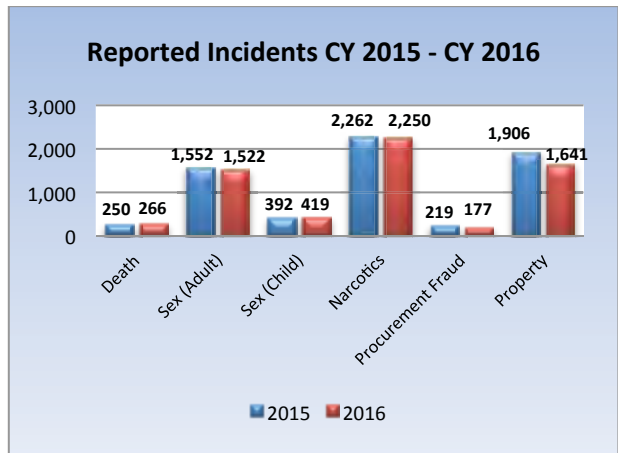
Key Findings

- The overall number of criminal offenses reported in the DON decreased 5 percent from CY 2015 to CY 2016. Increases were noted in Death and Child Sexual Abuse, while incidents of Adult Sexual Assault, Narcotics, Procurement Fraud, and Property Crime decreased.
- Deaths reported in CY 2016 increased by 6 percent from the number reported in CY 2015; reported suicide death increased 16 percent, while accident deaths and homicides decreased by 2 percent and 17 percent, respectively. The DON had 3 cases involving murder-suicide.
- Adult Sexual Assault reporting within the DON decreased 2 percent from CY 2015 to CY 2016; incidents involving *Rape and Sexual Assault* had the largest decrease in reporting, while incidents involving *Abusive Sexual Contact* had the largest increase.
- Child Sexual Abuse incidents increased 7 percent from CY 2015 to CY 2016. Those incidents involving a contact offense increased by 6 percent, while incidents involving non-contact offenses increased by 7 percent for the same time period.

- The most prevalent drug of choice in both Distribution offenses and Use/Possession offenses was Marijuana in CY 2016; no change from CY 2015. There were 221 subjects who abused more than one type of drug and 41 subjects who distributed more than one type of drug.
- Procurement fraud offenses decreased 19 percent from CY 2015 to CY 2016. The most commonly reported procurement fraud incidents were general procurement, product substitution, and cost mischarging.
- Property crime made up approximately 26 percent of the DON offenses reported. The most prevalent estimated loss value to the government was found in stolen Military Gear, Vehicle/Parts/ Tools and Construction Materials.

Crime Volume

In CY 2016, a total of 6,275 offenses were reported for the following six investigative areas. Narcotics and property crime incidents accounted for 62 percent of the total number reported within the DON. Below is a snapshot depicting a two-year comparison of reported incidents within the DON.



METHODOLOGY

This ACR provides an overview of DON criminal offenses reported from January 1, 2016 through December 31, 2016. Six major offense categories are examined: death, adult sex crime, child sexual abuse, narcotics crime, procurement fraud, and property crime. Specific crimes within each area are also examined, with the findings reported in detail. The ACR addresses these six offense categories because of their potential to impact the quality of life, operational readiness, and war fighting capabilities of the DON, even though other offenses are also investigated by DON law enforcement.

Navy Security Forces, Marine Corps Provost Marshal's Office, Marine Corps Criminal Investigative Division, and the Naval Criminal Investigative Service (NCIS) are the reporting and investigative entities within the DON. On January 1, 2004, all DON investigative entities began submitting data into the Consolidated Law Enforcement Operations Center (CLEOC). This system serves as the central repository for criminal offense data for the entire DON. Data is entered into CLEOC by DON law enforcement entities located within the continental U.S. (CONUS) and outside the continental U.S. (OCONUS). For the purposes of this report, each reporting office is assigned to a specific Commander, Navy Installation Command region or Marine Corps Installation region, respectively. It is important to note the information in this report may not be all inclusive due to IT infrastructure challenges and other issues which may impede and/or prevent some DON law enforcement entities from contributing to CLEOC.¹

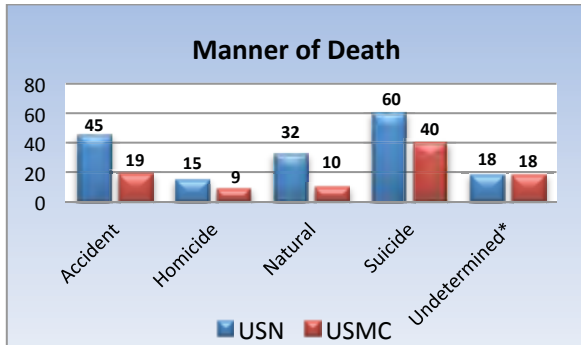
Due to limitations in data collection and reporting, several factors should be considered when using CLEOC data. For instance, offense

information may be missing or incomplete at the time of this report or may remain unknown despite vigorous investigative efforts. Also, information may be undisclosed due to a number of reasons, including but not limited to: victim participation, limited assistance with local law enforcement agencies, and state laws that prevent disclosure of certain information. The following sections further delve into the six investigative areas by highlighting the entire DON, followed by the offenses specific to the Navy, and finally the offenses specific to the Marine Corps.

¹ USN law enforcement reporting into CLEOC is not all inclusive and may not represent the total number of offenses occurring within the USN branch of the DON.

DEATH

In CY 2016, 266 deaths were reported in the DON; a 6 percent increase from CY 2015. Included in this number are varying combinations of subjects and victims who are active duty military, activated reservists, and civilians with a DON nexus. Below is a breakdown of the different manners of death within the DON.



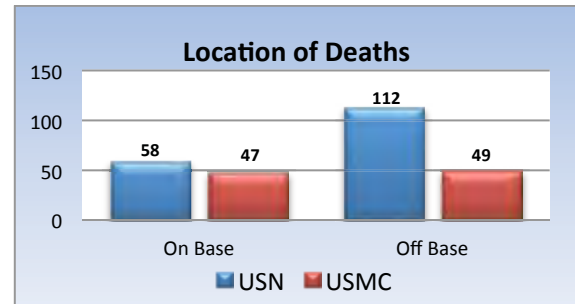
* Cases pending Medical Examiner's determination or finalized as undetermined

- All manners of death were greater in the USN than in the USMC, with accident and suicide deaths being the largest difference between the two branches. This is not unusual considering the difference in service populations. Undetermined deaths were the same among the two branches.
- Of the 64 accidental deaths, 27 were caused by motorized conveyance.
- Domestic-related² deaths comprised 15 percent of overall death incidents within the DON, which included 33 percent of the homicides and 28 percent of the suicides. Interpersonal discord (e.g., arguments and divorce) often preceded domestic-related suicides.
- The DON had 3 cases involving murder-suicide.
- 21 deaths in the USN and 8 deaths in the USMC were drug-related. There were 6 deaths related to Fentanyl and 8 related to heroin.

² Includes homicide deaths where the victim was related to the suspect, as well as suicide deaths in which the evidence revealed the victim's death was due to domestic-related issues.

Location

- 92 percent of total DON homicides were committed off base and 68 percent of these involved civilian subjects.



The table below represents the causes of death for victims who were active duty military and civilians/military dependents.

Cause of Death

Homicide			
	USMC	USN	DON
Gunshot	7	6	13
Blunt Force	0	4	4
Stabbing	0	3	3
Drowning	0	1	1
Asphyxiation	1	0	1
Unknown	1	1	2
Suicide			
Gunshot	23	38	61
Hanging	14	10	24
Drug	0	5	5
Drowning	1	1	2
Blunt Force	1	3	4
Asphyxiation	0	2	2
Unknown	1	1	2
Accidental			
Alcohol	1	1	2
Blunt Force	6	27	33
Drowning	6	3	9
Drug	4	10	14
Gunshot	1	0	1
Poisoning	0	2	2
Other ³	1	1	2
Unknown	0	1	1

³ Causes of death in these cases were due to hyperthermia and accidental electrocution.

ADULT SEX CRIME

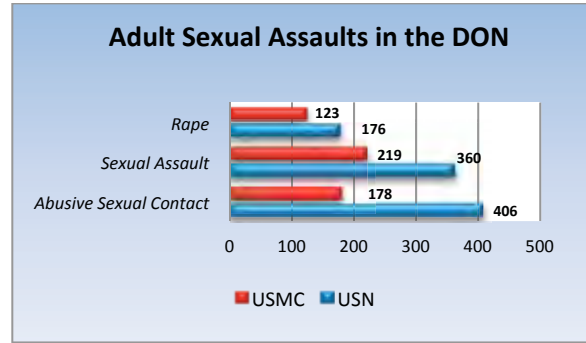
In CY 2016, 1,522 unrestricted adult sexual assault offenses were reported in the DON; a decrease of 2 percent from CY 2015. Included were subjects and victims who are active duty military, activated reservists, and civilians with a DON nexus. Below is a quick reference of the UCMJ Article 120 offenses described in this section.

A Sexual Act or Sexual Contact with the intent to abuse, humiliate, harass, or degrade any person or to arouse or gratify the sexual desire of any person

- Sexual Act** – Penetration of the vagina, anus, or mouth by the penis or any body part or any object
- **Rape** - Use of force to restrain or compel submission, or cause or threaten grievous bodily harm, or drug or otherwise render unconscious
 - **Sexual Assault** - Use of fraud, fear, or the victim’s inability to consent due to sleep, intoxication, or physical/mental defect

- Sexual Contact** – Touching or causing another to touch the genitalia, anus, groin, breast, inner thigh, buttocks, or any other body part
- **Aggravated Sexual Contact** - Use of force to restrain or compel submission, or cause or threaten grievous bodily harm, or drug or otherwise render unconscious
 - **Abusive Sexual Contact** - Use of fraud, fear, or the victim’s incapability to consent due to sleep, intoxication, or physical/mental defect

Because of the disparity in service populations, it is expected the USN would experience more criminal incidents than the USMC. The following graph reflects the number of *Rape*, *Sexual Assault*, and *Abusive Sexual Contact* incidents in both services during CY 2016.



The adult sexual assaults most frequently reported were *Rape*, *Sexual Assault*, and *Abusive Sexual Contact*, which accounted for 96 percent of all DON adult sex crimes. Aggravated Sexual Contact, Attempts, Wrongful Sexual Contact, Sodomy, and Indecent Assault comprised the remaining 4 percent of the offenses reported.

Relationship & Adult Sexual Assault Trends

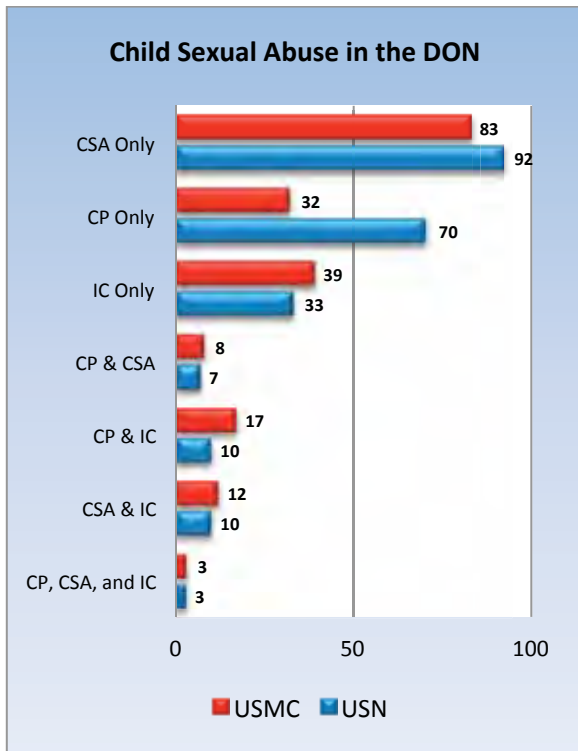
Adult sexual assaults in the DON were committed by friends and acquaintances of the victim most often for offenses of Rape but were committed by co-workers more often in the other offense categories.

Most Frequently Reported Relationship Types ⁴				
	<i>Rape</i>	<i>Sexual Assault</i>	<i>Agg. Sexual Contact</i>	<i>Abusive Sexual Contact</i>
USN				
Friend/Acquaintance	56 (32%)	72 (20%)	5 (25%)	45 (11%)
Co-Worker	40 (23%)	131 (36%)	11 (55%)	262 (65%)
Spouse	23 (13%)	32 (9%)	0	4 (1%)
Stranger	21 (12%)	34 (9%)	2 (10%)	36 (9%)
Undisclosed	25 (14%)	69 (19%)	2 (10%)	39 (10%)
USMC				
Friend/Acquaintance	40 (33%)	52 (24%)	3 (18%)	38 (21%)
Co-Worker	32 (26%)	59 (27%)	11 (65%)	83 (47%)
Spouse	19 (15%)	40 (18%)	2 (12%)	5 (3%)
Stranger	10 (8%)	12 (6%)	1 (6%)	14 (8%)
Undisclosed	12 (10%)	43 (20%)	0	22 (12%)

⁴ Less frequently reported relationship types not depicted in the chart above include, but are not limited to: family member, neighbor, caregiver, roommate, former romantic partner, etc.

CHILD SEXUAL ABUSE

In CY 2016, 419 offenses of Child Sexual Abuse⁵ were reported in the DON; an increase of 7 percent from CY 2015. Included were varying combinations of subjects and victims who were active duty military, activated reservists, and civilians with a DON nexus. Incidents of contact sexual abuse (CSA), child pornography (CP), and internet contact (IC) are included in the Child Sexual Abuse category.



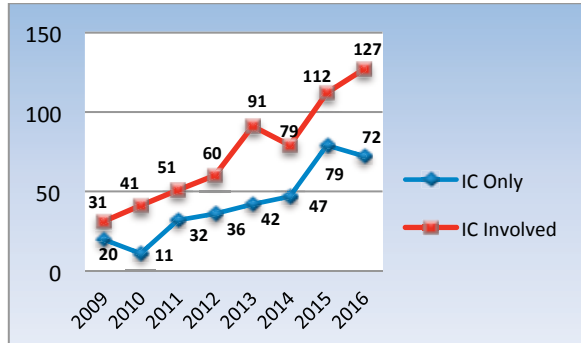
Noteworthy Changes from CY 2015 to CY 2016

- Contact-related offenses increased by 6 percent from CY 2015 to CY 2016, while non-contact offenses increased by 7 percent.
- Internet Contact offenses increased by 13 percent (CY 2015=112; CY 2016=127).
- After a 15 percent increase from CY2014 to CY 2015 involving CP offenses, this trend

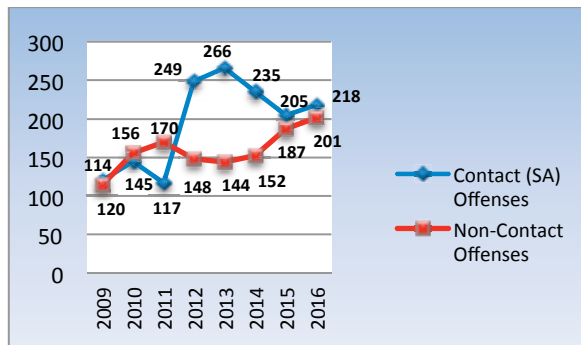
⁵ Offense counts are based on total victims in child sexual abuse/exploitation investigations.

continued with an additional 15 percent increase from CY 2015 to CY 2016.

- Similar to the 2 Child Prostitution offenses in CY 2015, Child Prostitution was involved in 3 of reported Child Sexual Abuse offenses in CY 2016.



Note: The "IC Involved" category includes incidents where another child sexual abuse offense occurred along with the reported internet contact offense.



Relationship & Proximity

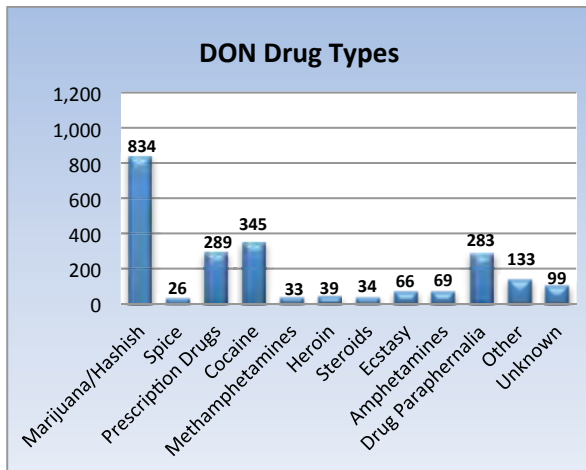
- The victim knew the subject prior to the offense in a higher percentage of USN cases than in USMC cases.
- A similar percentage of victims lived with subjects in both USN and USMC cases.

	USMC	USN
Number of Cases involving contact offenses	106	112
Relationship		
Subject previously known to Victim (may or may not have resided together at the time of the incident)	63 (59%)	79 (71%)
Proximity		
Victim and Subject Reside in Same Residence	31 (29%)	37 (33%)

NARCOTICS

In CY 2016, 1,693 subjects were involved in 2,250 narcotics reports in the DON. This was a one percent decrease in incidents from CY 2015. The subjects involved in these offenses included DON active duty and reserve personnel, dependents, and civilians with a DON nexus. Those implicated were involved in the use, possession and/or distribution of illegal narcotics aboard military facilities and/or at off-base locations.

The following graph depicts the overall numbers and associated drug types for the combined Use/Possession and Distribution categories.⁶ It is important to note that more than one drug type may have been used, possessed and/or distributed by a single subject.

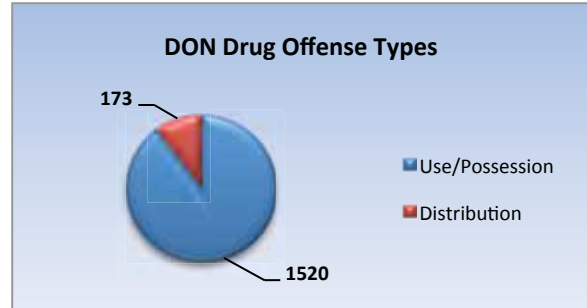


Compared to CY 2015, the number of offenses involving Marijuana, Spice, Heroin, Ecstasy and Methamphetamines decreased, while offenses involving Prescription Drugs, Cocaine, Steroids, and Amphetamines increased during CY 2016.⁷

⁶ Drug Paraphernalia was included in this year's data due to a noticeable increase throughout the year.

⁷ The "Other" category includes LSD, PCP, Peyote, Mushrooms, Salvia Divinorum, Human Growth Hormones and other synthetic or over-the-counter drugs. The "Unknown" category is the result of the reporting official not providing sufficient identifying information about the narcotic(s) involved in the incident.

As illustrated in the following graph, the majority of drug related subjects were involved in Use and/or Possession. This category included 1,520 of the overall 1,693 subjects.



- The most prevalent drug for CY 2016 in both Use/Possession and Distribution offenses was Marijuana.
 - 221 subjects abused multiple drug types.
 - 41 subjects distributed more than one drug type.
 - The typical distributor preferred to conduct transactions in the privacy of their barracks or residence.

The following table delineates the drug types by affected service branches for CY 2015 and CY 2016.⁸

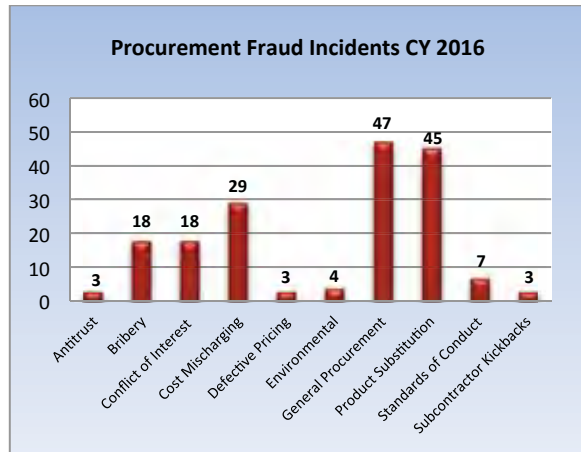
USN/USMC Drug Types				
Drug Type	2015		2016	
	USN	USMC	USN	USMC
Marijuana/Hashish	483	531	445	389
Spice	33	35	17	9
Prescription Drugs	104	148	119	170
Cocaine	127	133	135	210
Ecstasy	45	51	25	41
Methamphetamines	24	40	18	15
Steroids	4	28	4	30
Heroin	40	13	26	13
Amphetamines	24	41	35	34
Other	60	88	51	82

⁸ Data in this table is not all inclusive of USN-related reports; USN law enforcement does not fully utilize CLEOC reporting. This also does not include Unknowns and Drug Paraphernalia.

PROCUREMENT FRAUD

Procurement fraud involves criminal activity related to the acquisition process, the award and execution of contracts, and quality or country of origin of the products received. Five percent of the Department of Navy’s (DON) budget is estimated to be lost through fraud and corruption each year. Investigations initiated focus on the safety of DON assets, corruption within the DON, and contractor misconduct, by further delving into areas such as product substitution, bribery, conflict of interest, standards of conduct, antitrust, cost mischarging, defective pricing, subcontractor kickbacks, and environmental crimes.

In CY 2016, 177 procurement fraud incidents were reported in the DON, a 19 percent decrease from CY 2015. Procurement fraud has a significant impact on DON resources and operational capability. The following graph provides a closer look at procurement fraud investigations within the DON in CY 2016.

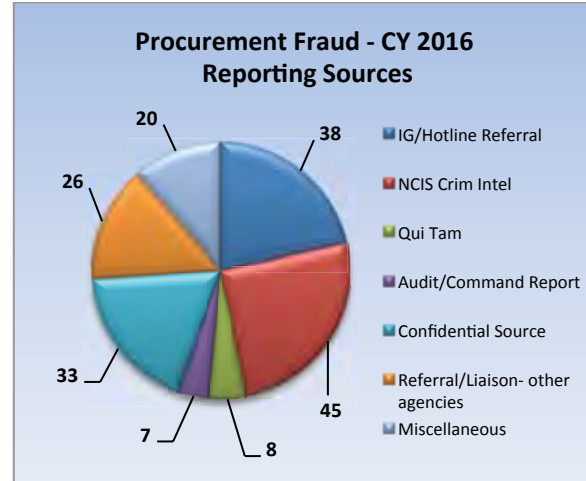


The most commonly investigated procurement fraud incidents in CY 2016, comprising 68 percent of the total reported, involved general procurement, product substitution, and cost mischarging.

- Product substitution, which impacts safety concerns within the DON,

- comprised 25 percent of procurement fraud incidents investigated.
- Corruption involving bribery, conflict of interest and standards of conduct violations comprised 24 percent of the total number of investigations.
- Contractor misconduct incidents involving antitrust, cost mischarging, defective pricing and subcontractor kickbacks comprised 22 percent of the total incidents reported.
- 87 percent of these incidents affected the USN, while the remaining 13 percent affected the USMC.
- Individuals identified in procurement fraud incidents were primarily civilian contractors or government employees ranging in age from 25-66 years old.

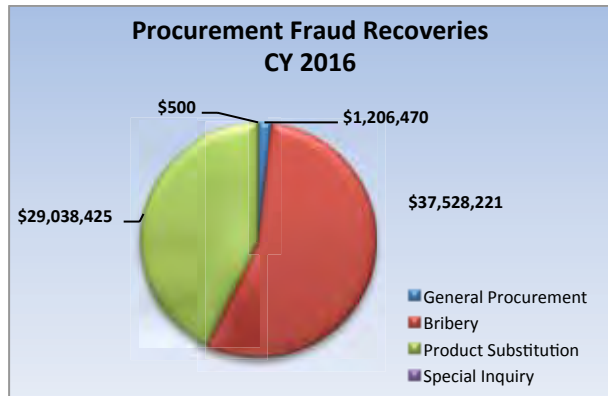
A review of reporting sources disclosed investigations into incidents of procurement fraud were most frequently initiated as a result of NCIS Criminal Intelligence.



- Product substitution cases were primarily initiated from NCIS criminal intelligence, IG/Hotline referrals and confidential sources.
- The majority of corruption-related incidents were initiated from NCIS criminal intelligence or other NCIS investigations, as well as Inspector General (IG)/Hotline referrals.

Procurement fraud recovery amounts, which include funds collected through civil settlements, court ordered restitutions and forfeitures, yielded a total of \$67,773,616 in CY 2016.

The following chart provides a breakdown, by case category, of all procurement fraud recoveries in CY 2016.



- The majority of the \$67,773,616 stemmed from civil judgments and court ordered restitution levied on suspects or companies involved in bribery and product substitution investigations.
- There was \$37,528,221 recovered from two bribery prosecutions during CY 2016. The first case involved a scheme perpetrated by several subjects who were paid bribes in exchange for government business yielding \$37,518,221 collected through restitution and civil judgments. An additional \$10,000 was recovered from another investigation dealing with a contracting officer who steered multiple contracts to a commercial vendor in exchange for future employment and investment in their firms.
- \$25,600,000 of the \$29,038,425 in product substitution investigations was attributed to a single investigation involving a company that purposely hid a design flaw in its technology from its customers, to include the USN and the Federal Bureau of investigation.

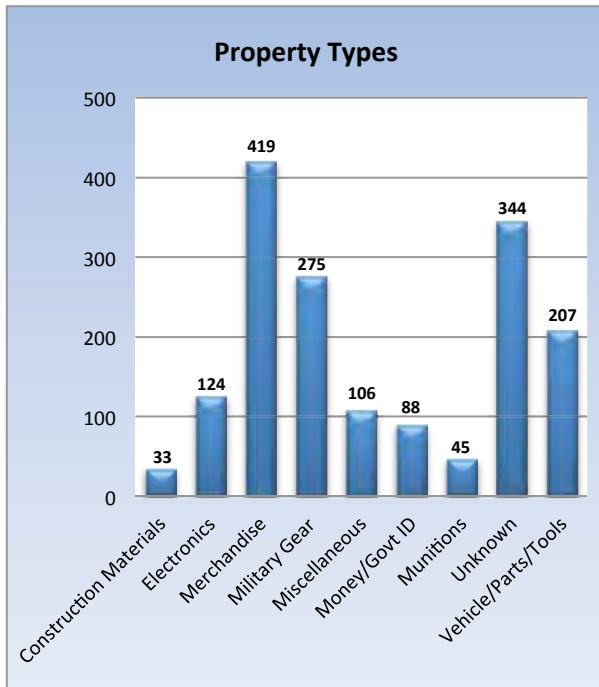
- The \$1,206,470 recovered during CY 2016 through the prosecution of general procurement fraud⁹ was attributed to a joint investigation involving a company awarded a prime contract that failed to pay their subcontractors.

⁹ General procurement fraud pertains to criminal irregularities in connection with the procurement, administration, or disposition of U.S. Government property or services not otherwise defined in other procurement fraud areas reported herein.

PROPERTY

In CY 2016, 1,641 incidents of larceny of government property were reported in the DON, a 14 percent decrease from CY 2015. The subjects involved in these offenses included Department of Defense (DoD) active duty and reserve personnel, their dependents, and civilians with and without a DON nexus. For those cases where loss value was reported, the estimated property loss to the U.S. Government was approximately \$4,586,549.

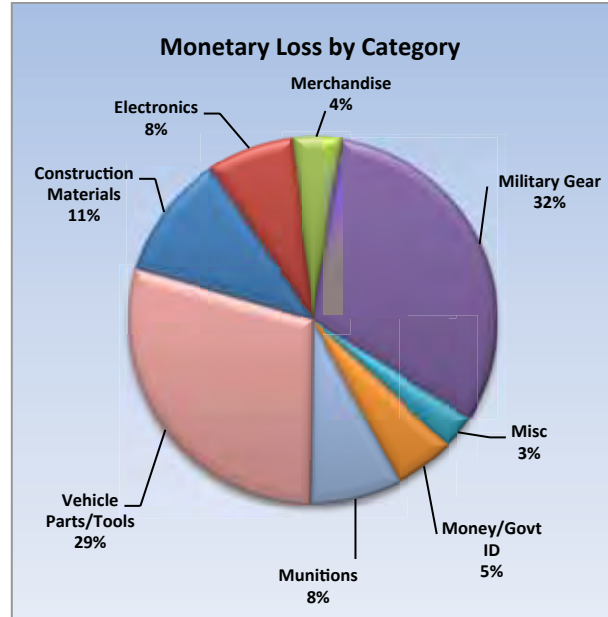
The property stolen was grouped into the categories depicted in the following graph.¹⁰ For example, the munitions category includes items such as stolen weapons, ammunition, and other various types of ordnance. The property types in the “Unknown” category are the result of the reporting official providing insufficient identifying information about the property.¹¹



¹⁰ The Construction Materials category also includes construction equipment/machinery.

¹¹ This category is primarily attributed to lack of specifics provided by USN and USMC law enforcement reporting within CLEOC.

The following chart illustrates the percentage of monetary loss in each category, with the “Unknown” category excluded.¹²



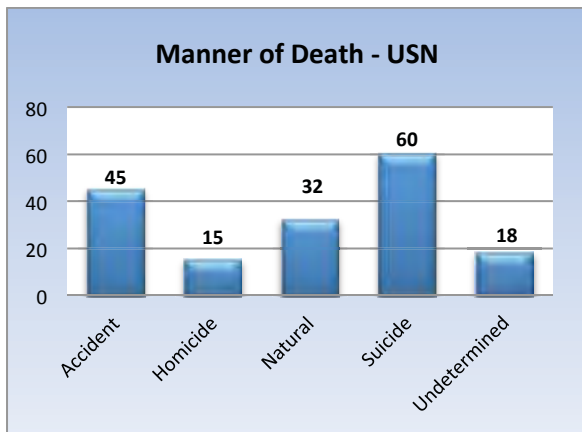
- The greatest loss occurred from the theft of Military Gear, Vehicle/Parts/Tools and Construction Materials.
 - The Military Gear category was primarily comprised of Consolidated Issue Facility gear such as Kevlar helmets and jackets, Small Arms Protective Insert gear, night vision goggles, etc.
 - The most costly items stolen in the Vehicle/Parts/Tools category were multiple building maintenance tools and materials, a trailer containing various tools and equipment, and an outboard boat engine.
 - Construction Materials stolen included compressors and generators, scrap metal and copper wire.

¹² Despite identification of property types within many of the investigations, estimated loss value for the DON is less than actual loss value due to lack of reporting within CLEOC.



DEATH


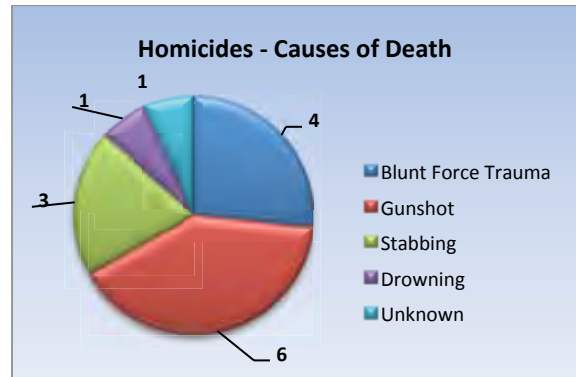
In CY 2016, a total of 266 deaths¹³ were reported by DON Law enforcement agencies worldwide, with 170 of these deaths affecting the USN, a 9 percent increase from CY 2015. As with past reporting years, this total does not include combat-related deaths. Below is a breakdown of all manners of death for CY 2016 for the USN.



Although all death incidents have a lasting impact on the USN and unit readiness, this section will highlight the homicide, suicide, and accidental deaths reported in CY 2016.

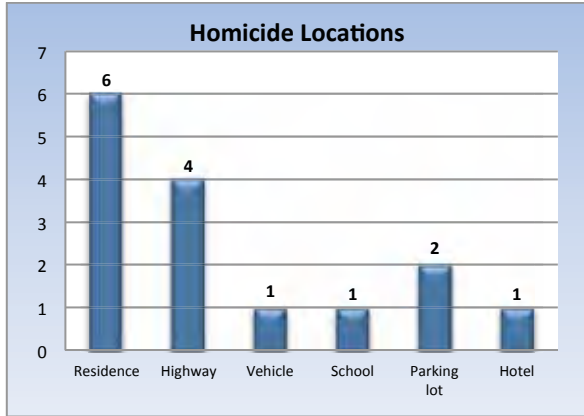
Homicide

- There were 15 homicides in CY 2016 compared to 21 in CY 2015.
- 40 percent of the homicide deaths resulted from gunshot wounds.
- 27 percent of the homicide deaths resulted from blunt force trauma.
- 2 gunshot deaths were justified through self-defense.
- 4 homicides were domestic-related; 1 was a murder-suicide.



- The graph above identifies the Commander, Naval Installations Command (CNIC) regions in which the 15 homicides occurred.
- The CNIC Mid-Atlantic region reported the highest number of homicides (6), with 5 committed in Virginia’s Tidewater area.
- No USN homicides involved forward deployed personnel.

¹³ Deaths are tallied by a victim count vice an investigative case count.



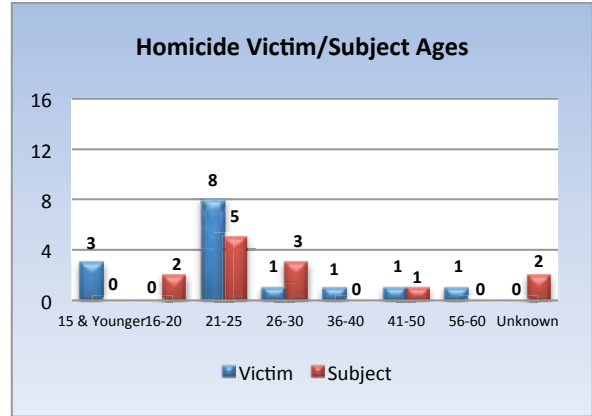
- Of the 15 homicides, 13 occurred at off base locations.

Homicide Victim/Subject Characteristics

	Victim	Subject ¹⁴
Male	13	13
Female	2	0
Active Duty USN	6	8
DoD Civilian	1	1
Non-DoD Civilian	6	2
Military Dependent	2	1
Unknown	0	1

- Of the female victims, 1 was a military dependent and 1 was a civilian.
- 3 homicides affecting the USN involved dependent infants 5 months old or younger.
- The 1 murder-suicide involved an active duty USN male who murdered his spouse with a firearm.
- 1 victim of homicide involved a vehicular homicide and a subject driving while intoxicated.

¹⁴ Two subjects reported in the Homicide section are also counted as victims in the Suicide section due to involvement in a murder-suicide. Three subjects are unknown.

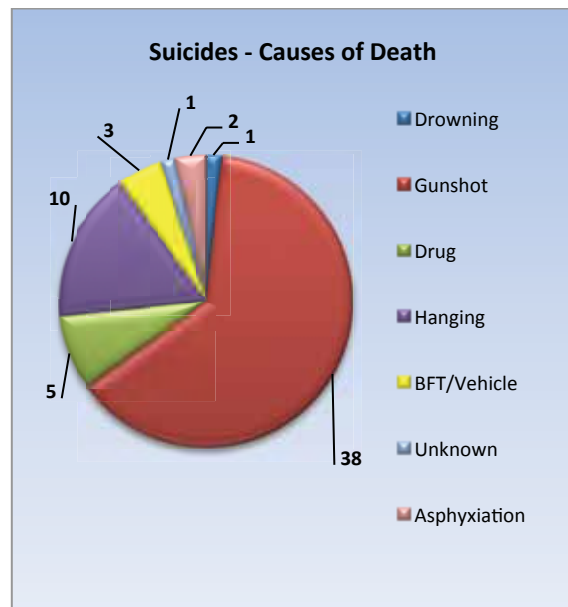


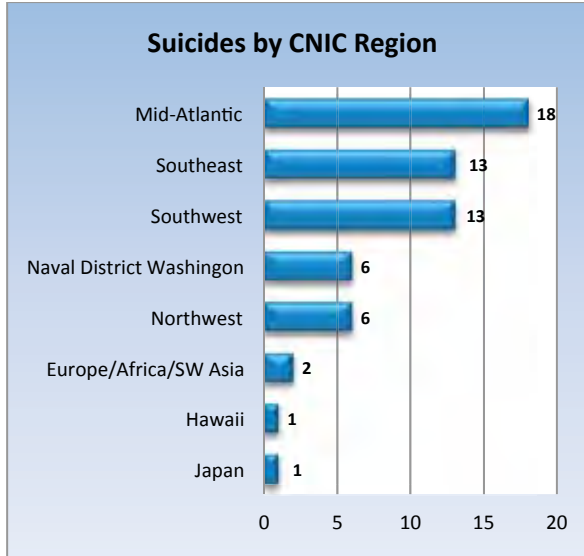
- 77 percent of the homicide subjects were ages 30 and younger.
- 36 percent of the homicide subjects were between the ages of 21-25.
- 80 percent of the homicide victims were ages 30 and younger.

Suicide

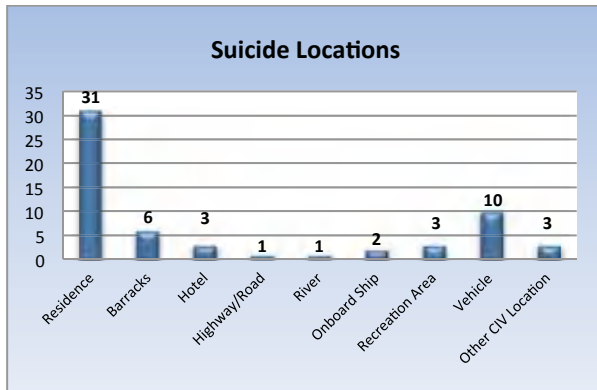
Suicide death was the most commonly reported manner of death in CY 2016 with 60 suicides occurring within the USN, an increase of 23 percent from CY 2015. This accounted for 35 percent of all deaths within the USN.

- The 2 most common causes of death in USN suicides were gunshot wounds and hanging.

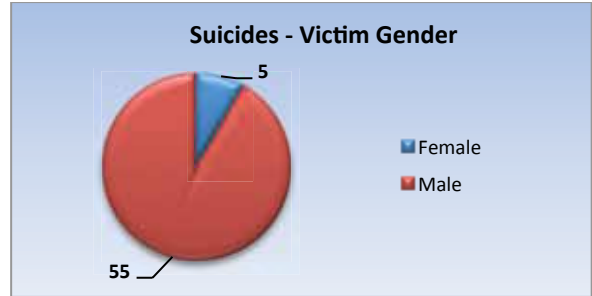




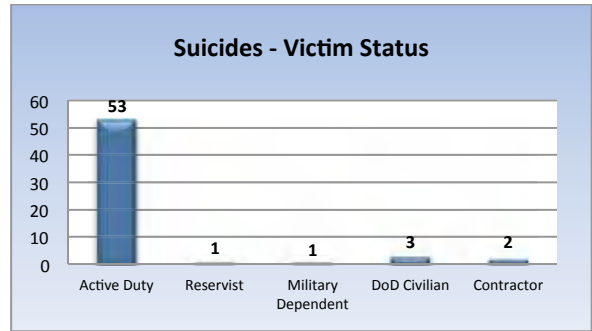
- The CNIC Mid-Atlantic region reported the highest number of suicides, followed by the Southeast and Southwest, which reported the same amount.
- 6 suicides each were reported in the Northwest and in the Naval District Washington regions.
- Installations in the vicinity of Norfolk, Virginia, experienced the most suicide deaths followed by San Diego, California.
- Installations in Charleston, South Carolina and Pensacola each reported 3 suicides.



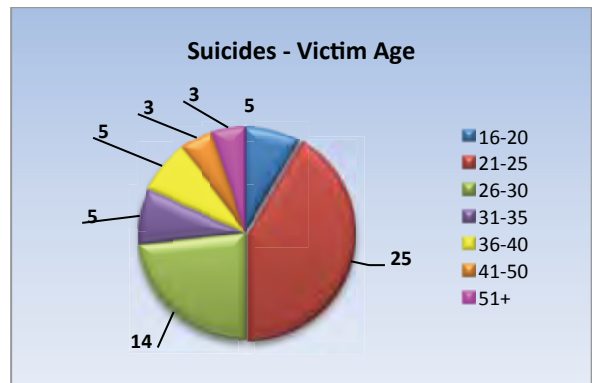
- 73 percent of suicides occurred off base.
- 52 percent of suicides occurred in a residence.



- 92 percent of suicide victims were male.
- The predominant causes of the male suicides were gunshot wounds and hanging.
- The specific causes of the 5 female suicides were gunshot wound (3) and hanging (2).



- 88 percent of suicide victims were active duty USN members.
- 16 suicides affecting the USN involved domestic issues such as arguments and relationship break-ups.



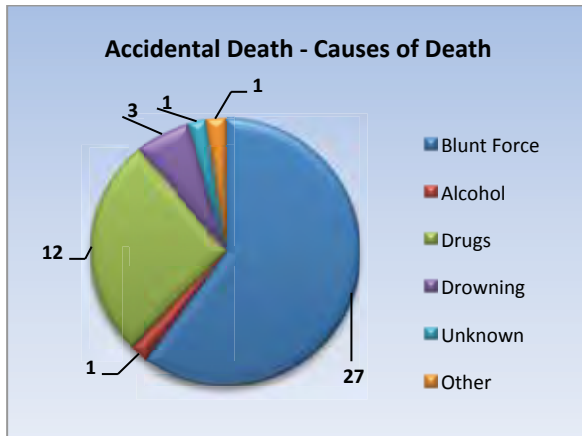
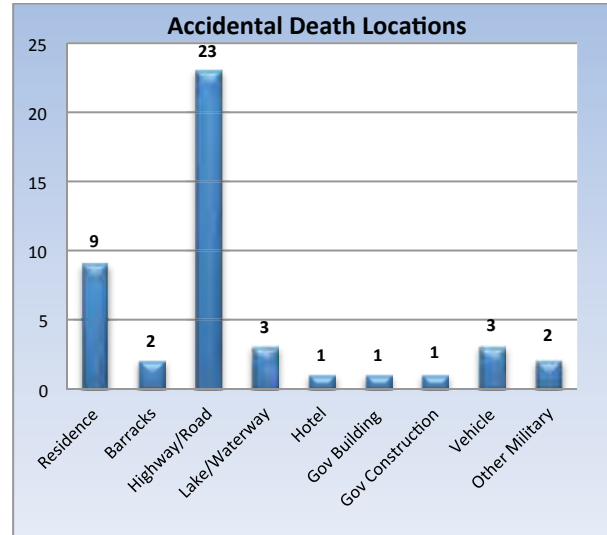
- 65 percent of suicide victims were between the ages of 21 and 30 years.

Accidental Death

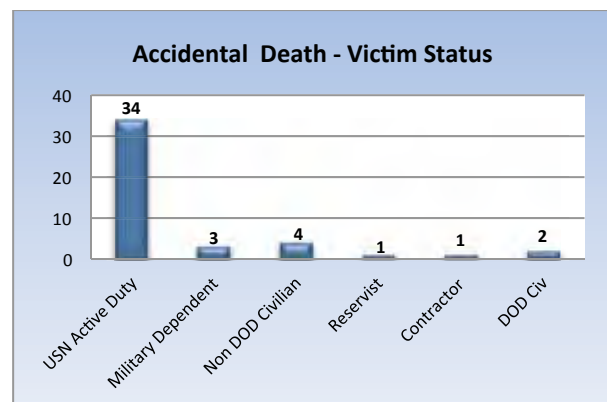
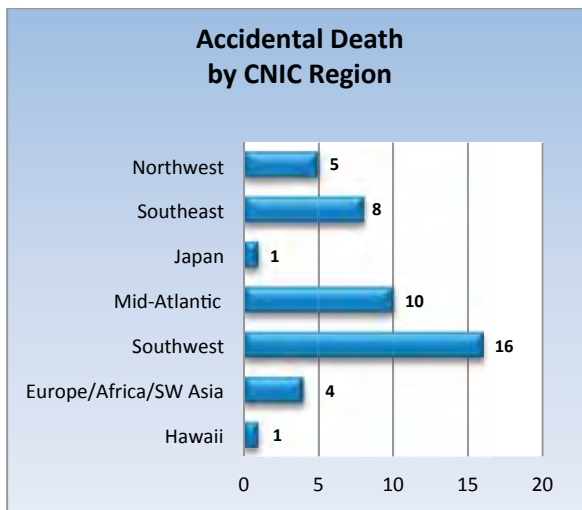
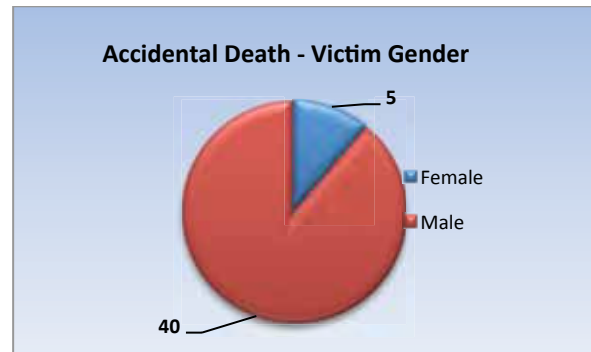
Accidental deaths were the second most commonly reported manner of death in CY 2016, with 45 occurring within the USN, an 11 percent increase from CY 2015. These deaths accounted for 26 percent of all deaths within the USN.

- The 2 most common causes of accidental death were blunt force trauma and drug-induced death.
- Of the 27 blunt force trauma deaths, 25 involved vehicles. Of these, 22 victims were active duty members, 2 were non-DOD civilians, and 1 was a military dependent.
- 12 of the accidental deaths resulted from drug use; 3 involved fentanyl and 3 involved heroin.

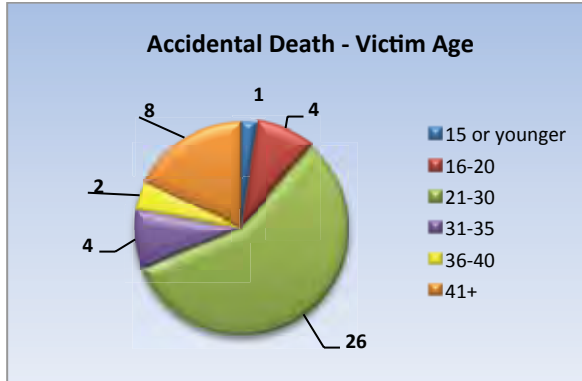
- The CNIC Southwest region reported the highest number of accidental deaths, followed by the Mid-Atlantic and Southeast CNIC regions.



- 80 percent of accidental deaths occurred off base.



- 76 percent of the victims were active duty USN members.
- 89 percent of the victims were male.
-



- 58 percent of accidental death victims were between the ages of 21 and 30.

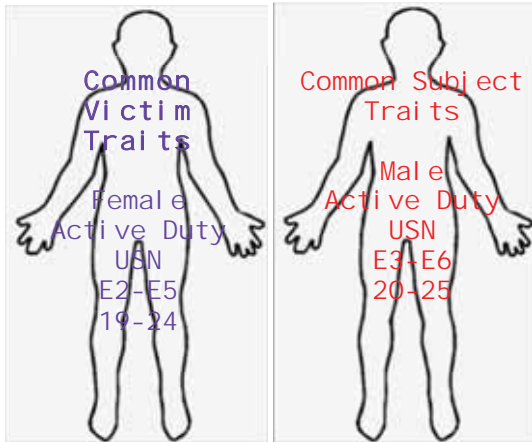
ADULT SEX CRIME

In CY 2016, 1,522 adult sexual assault incidents were reported in the DON, with 978¹⁵ of these reports affecting the USN. This is a 3 percent decrease from CY 2015.

2016 USN Quick Facts

- 1,000 Subjects; 1,056 Victims.
- 50 percent on base and 48 percent off base, with the remaining in unknown locations.
- 55 percent involved Sexual Acts (penetration).
- 50 percent were Navy on Navy assaults.
- 6 percent involved Spousal relationships.
- 29 percent of victims reported the incident within 72 hours, up from 26 percent in CY 2015.
- The Commander, Naval Installations Command (CNIC) Mid-Atlantic region¹⁶ had the most incidents (37%).

USN Adult Sexual Assault Demographics

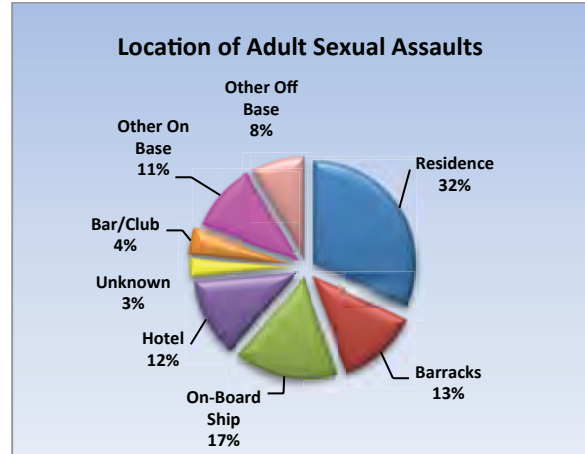


Frequent Location of Adult Sexual Assaults: Residences, Barracks, Hotels, & Ships

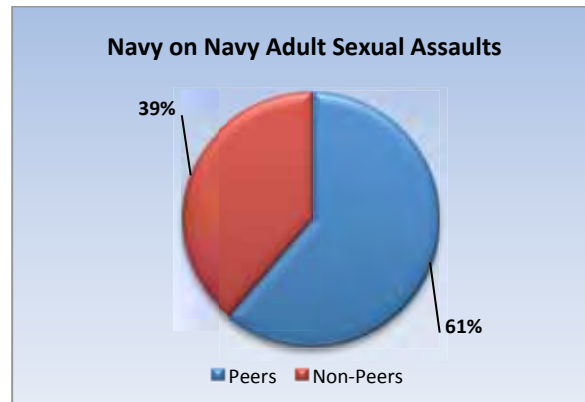
- 74 percent of the total incidents of adult sexual assault occurred in a

residence, the barracks, a hotel, or aboard a ship.

- Incidents at residences and hotels primarily occurred off base.
- Assaults involving sexual acts were more likely to occur at residences, barracks, or hotels.
- Incidents of sexual contact were more likely to occur aboard ships.



Navy on Navy Sexual Assault Trends

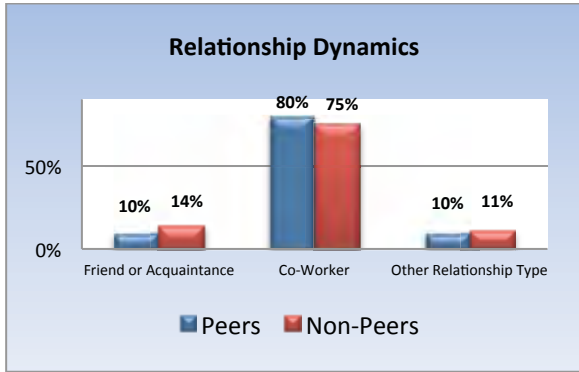


- 61 percent of Navy on Navy adult sexual assaults occurred among peers.¹⁷
- 39 percent of Navy on Navy adult sexual assaults occurred among non-peers.

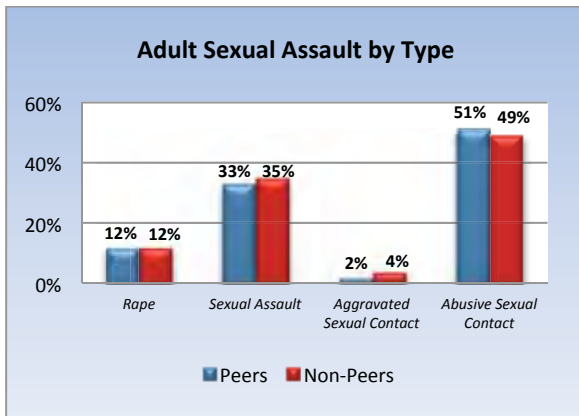
¹⁵ Included in the total are six delayed reports of pre-2012 incidents and 10 reports of attempts. These 16 reports were excluded when the offense specifications were itemized.

¹⁶ This is due in large part to the high concentration of DON personnel in the Norfolk area.

¹⁷ Peer groups were established as Junior Enlisted (E1-E3), Non-Commissioned Officers (E4-E6), Senior Non-Commissioned Officers (E7-E9), Midshipmen, and Officers.



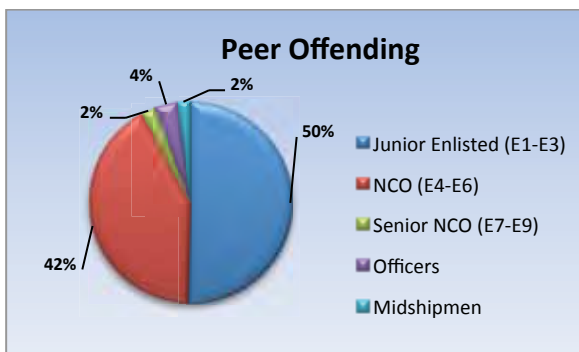
- Subjects of adult sexual assaults were most often co-workers of the victim in both peer and non-peer groups.



- Both groups showed similar trends in offense types, split equally between sexual contact and sexual act offenses.
- Abusive Sexual Contact was the single most reported offense for both groups.

Offending of Peers

- 92 percent of adult sexual assaults occurred among Sailors E6 and below.



Junior Enlisted Group

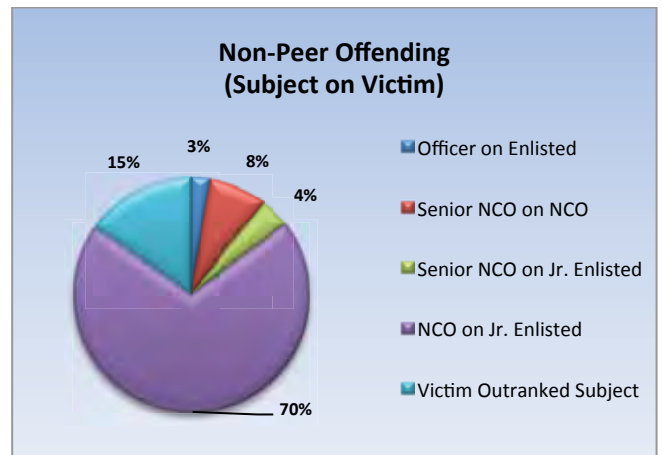
- 52 percent involved sexual contact.
- 78 percent involved a co-worker.
- 40 percent involved alcohol use.

Non-Commissioned Officer (NCO) Group

- 56 percent involved sexual contact.
- 81 percent involved co-worker.
- 49 percent involved alcohol use.

Offending of Non-Peers

- 85 percent involved a superior ranking subject offending against a victim in a lower peer group.



Non-Commissioned Officer (NCO) Subjects

- 50 percent involved sexual acts.
- 50 percent involved sexual contact.
- 74 percent involved co-workers.
- 56 percent involved alcohol use.

Officer and Senior NCO Subjects

- 71 percent involved sexual contact.
- 82 percent involved co-workers.
- 25 percent involved alcohol use.

Adult Sexual Assault of Spouses

Incident Information

- *Rape* had a higher incidence rate in the Spouse relationship group compared to other relationship groups.
- Spousal assaults were more likely to include delayed reporting.
- 88 percent of the reported incidents occurred at a residence.

Subject Information

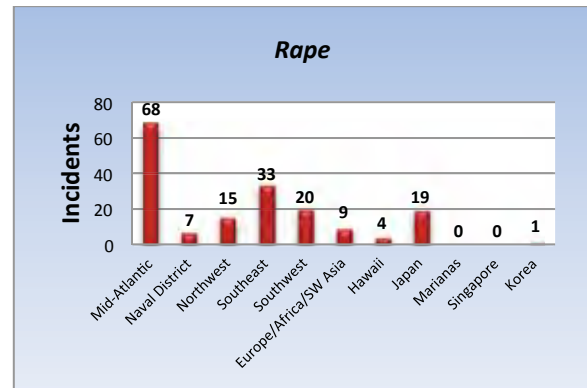
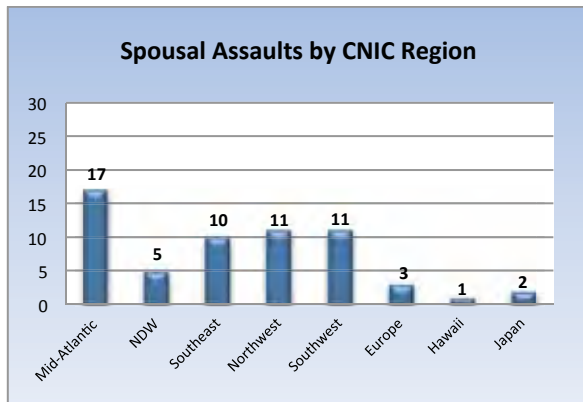
- 98 percent of subjects were male.
- 85 percent were USN Active Duty.
- 50 percent were grade E3, E4, or E5.

Victim Information

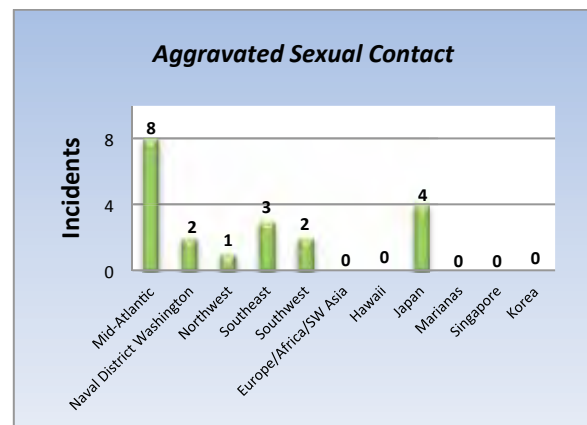
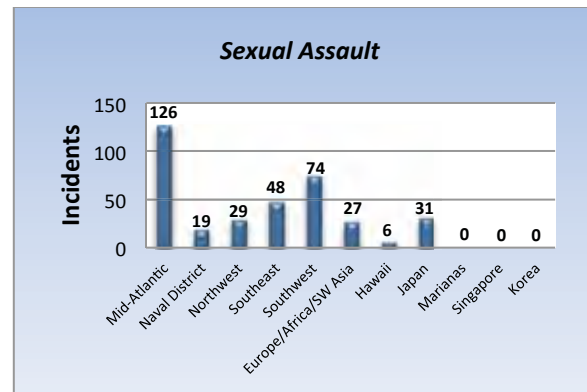
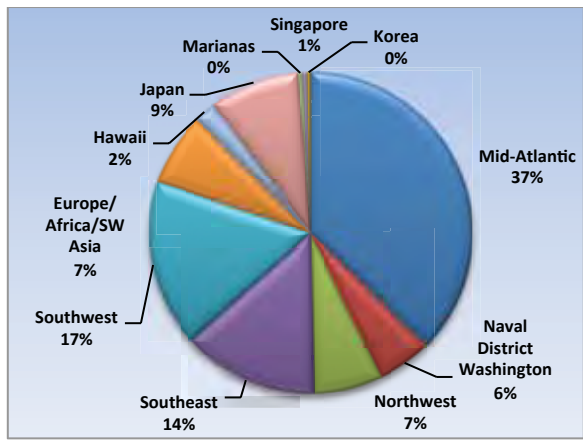
- 98 percent of victims were female.
- 82 percent were DoD Dependents.

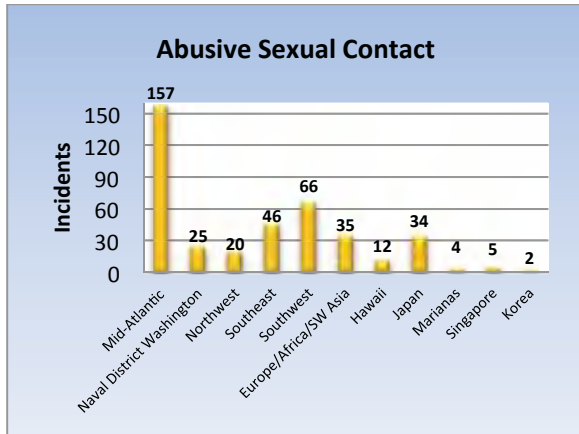
The region reporting the highest number of adult sexual assault incidents across all incident types was the CNIC Mid-Atlantic region, followed by the Southwest and Southeast CNIC regions, respectively. The CNIC Japan region reported the highest number of *Rapes*, *Sexual Assault*, *Aggravated Sexual Contact*, and *Abusive Sexual Contact* incidents outside the continental United States (OCONUS).

Types of Assault by CNIC Region

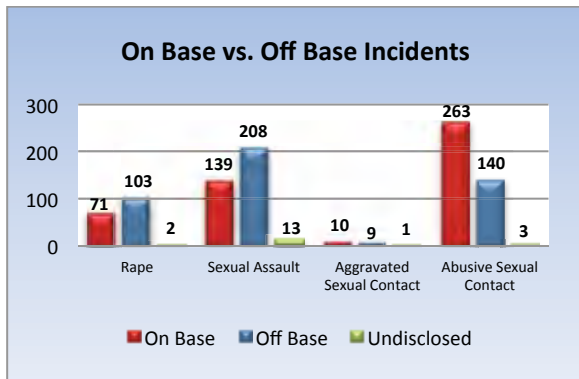


Commander, Naval Installations Command (CNIC) Region Overview





Incidents On and Off Base

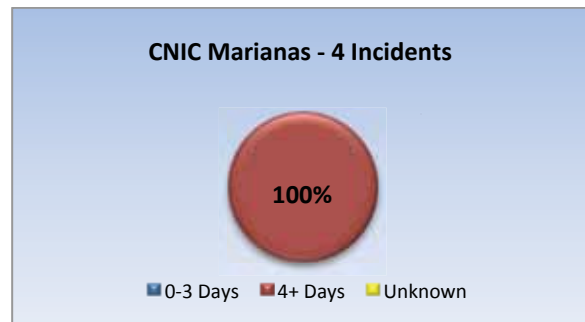
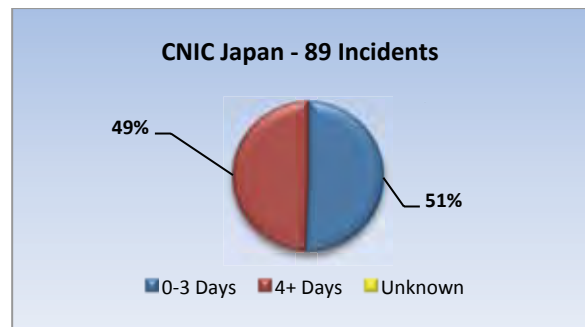
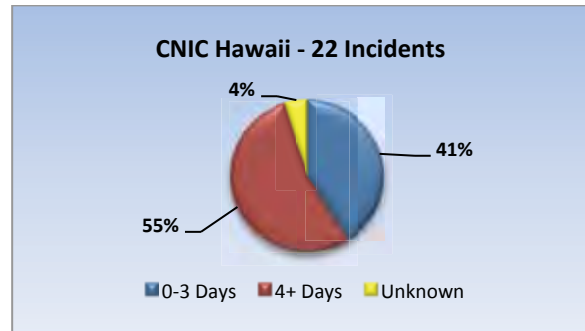
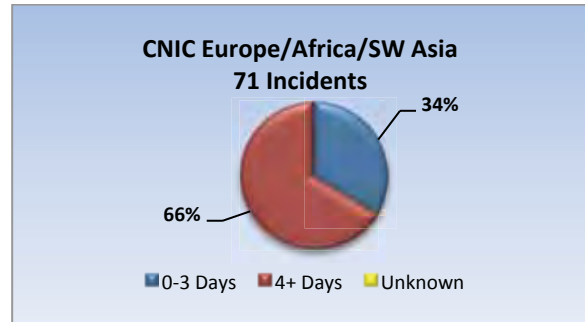


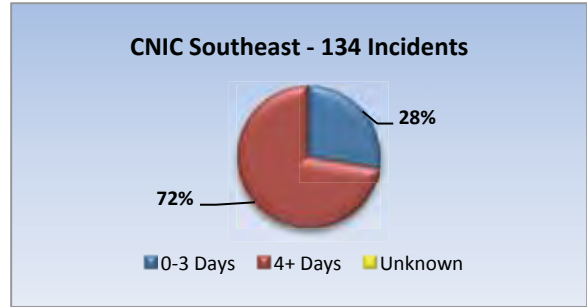
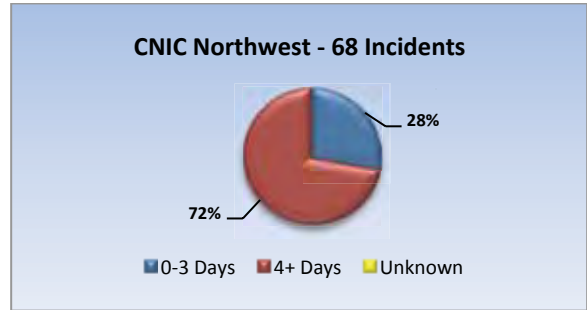
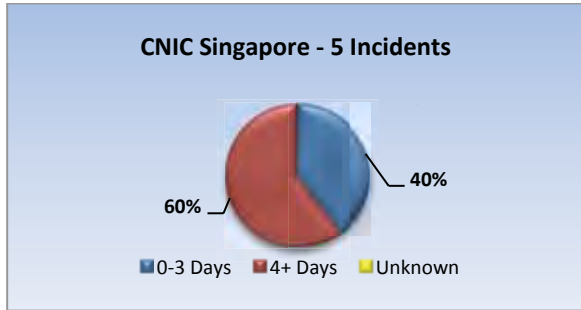
- Incidents of *Rape* and *Sexual Assault* were more likely to occur off base.
- Incidents of *Abusive Sexual Contact* were much more likely to occur on base.
- Incidents in the Mid-Atlantic, Naval District Washington, Northwest, Southwest, and Japan CNIC regions were more likely to occur on base.

Delayed Reporting Trends

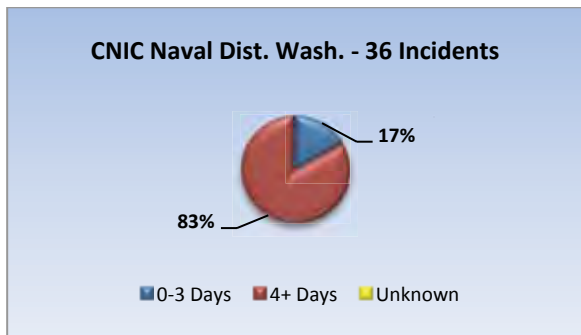
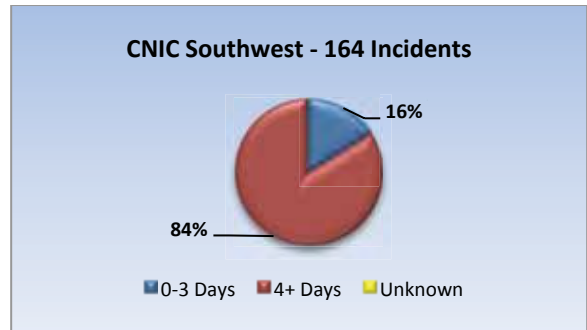
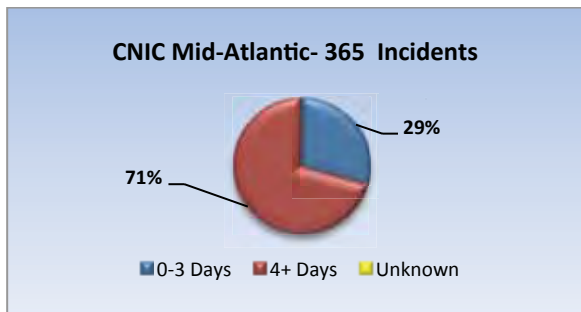
The graphs below depict the number of adult sexual assault incidents reported in each of the CNIC regions and by the number of days the victim waited prior to reporting.

OCONUS



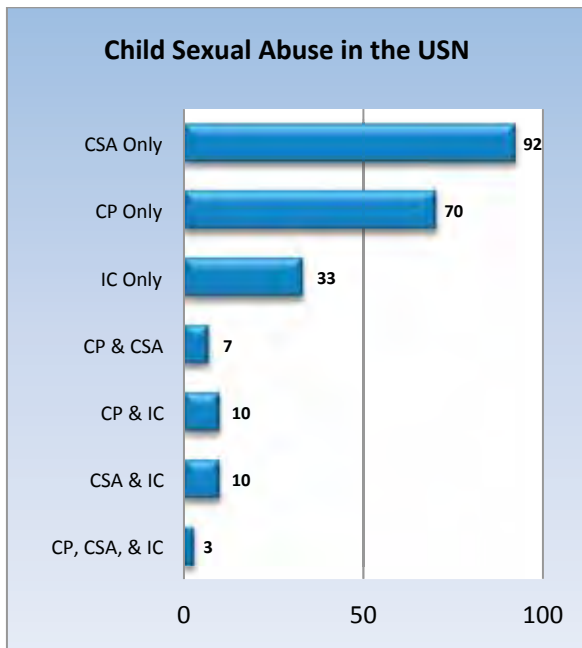


CONUS



CHILD SEXUAL ABUSE

In CY 2016, 419 Child Sexual Abuse offenses were reported in the DON, with 225 of these affecting the USN¹⁸. This is a 7 percent increase from CY 2015. Child sexual abuse reported in the USN for CY 2016 is delineated below in the following categories: Contact Sexual Abuse (CSA), Child Pornography (CP), and Internet Contact (IC).



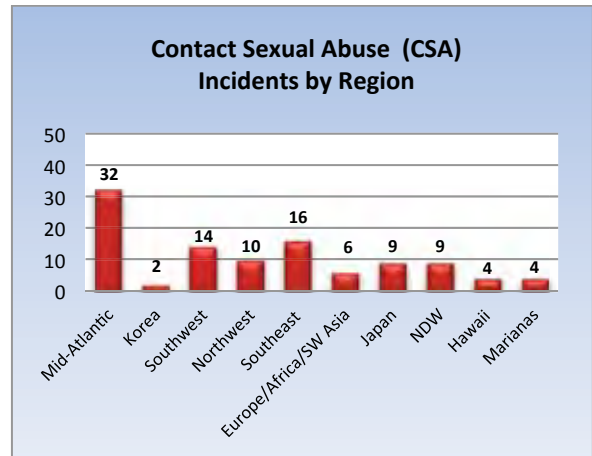
Contact Sexual Abuse

Child contact sexual abuse (CSA) includes sex crimes where the victim is under the age of 16. The offense types include rape, attempted rape, carnal knowledge, attempted carnal knowledge, molestation, sodomy, aggravated assault with intent to commit sodomy, indecent acts not amounting to sodomy, and other sex related crimes (incest, indecent exposure, obscene telephone calls, voyeurism, etc.).

¹⁸ Count for total child sexual abuse offenses is based on how many victims were involved in the investigations as some investigations involved multiple victims who each experienced different types of abuse.

Location

- The majority of CSA incidents¹⁹ were reported to be committed in the Commander, Naval Installations Command (CNIC) Mid-Atlantic, Southeast, and Southwest regions.



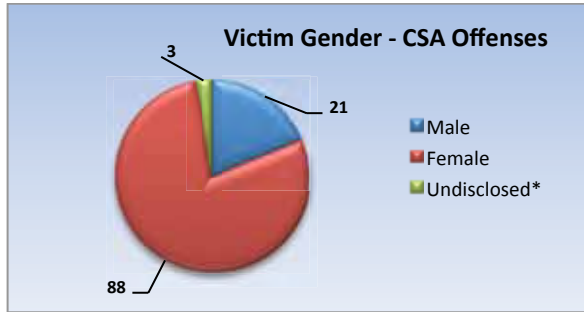
Sixty-two percent of CSA cases occurred off base, with 26 percent on base and 12 percent at an unknown location or multiple locations. Sixty-three percent occurred in a residence.

Victim Characteristics²⁰

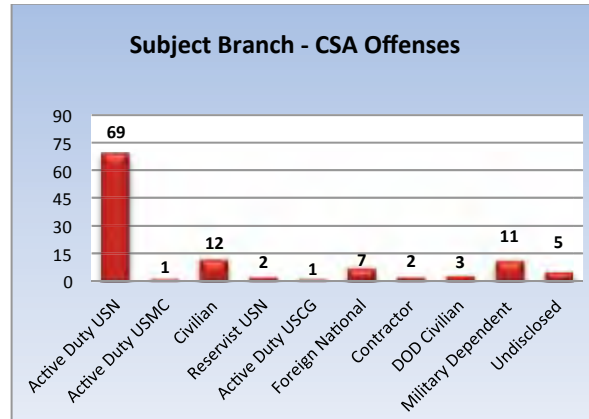
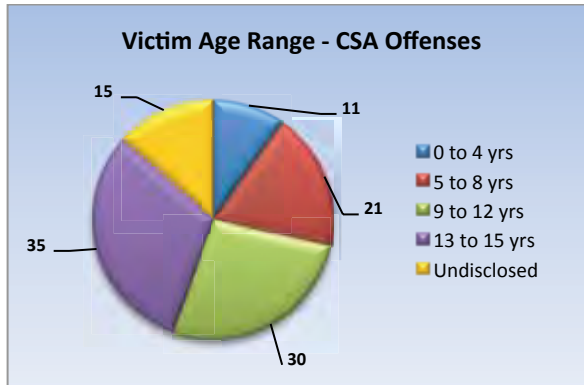
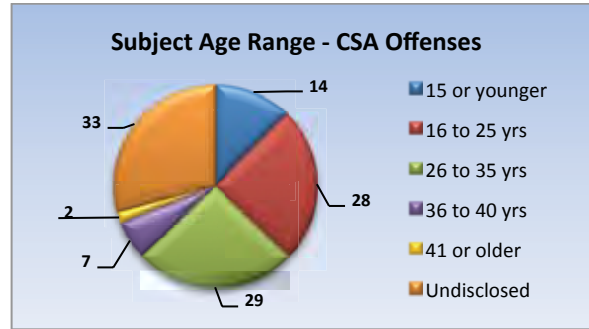
- 79 percent of CSA offense victims were female.
- The largest percentage of victims was between the ages of 13 years and 15 years (31%), followed by victims ranging from 9 to 12 years (27%) and 5 to 8 years (19%).

¹⁹ Count for location data is based on the number of investigations. Investigation counts were also used for the subsequent child pornography and internet contact sections.

²⁰ Due to the presence of multiple victims and subjects associated with CSA investigations, the victim and subject counts will be higher than the incident count. Multiple victims and subjects were also associated with the child pornography and internet contact sections that follow.



* Victims' gender was not disclosed to protect the victim identity

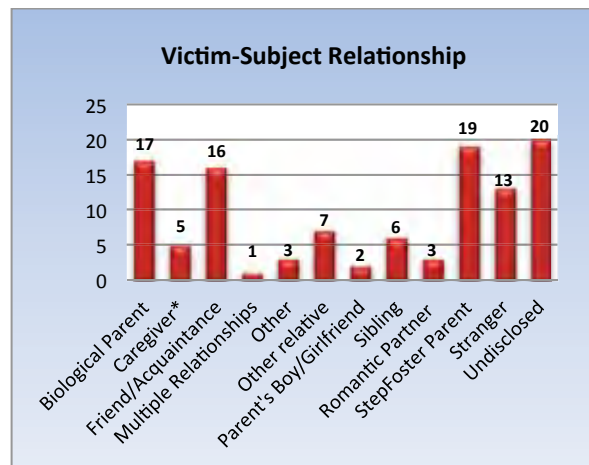
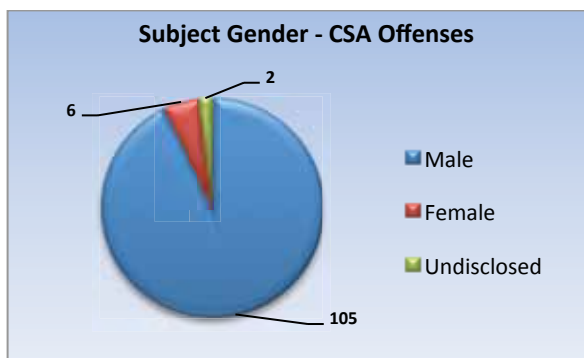


Subject Characteristics

- 93 percent of subjects were male.
- The majority of subjects were ages 16 to 35, with 25 percent between the ages of 16 and 25 and 26 percent between the ages of 26 and 35; 29 percent of subjects' ages were not disclosed.
- 61 percent of subjects were active duty USN members and 31 percent were civilians.

Relationships

- Common victim-subject relationships included step/foster parent, biological parent, and friend or acquaintance.
- 18 percent of the relationships were undisclosed and/or unknown.



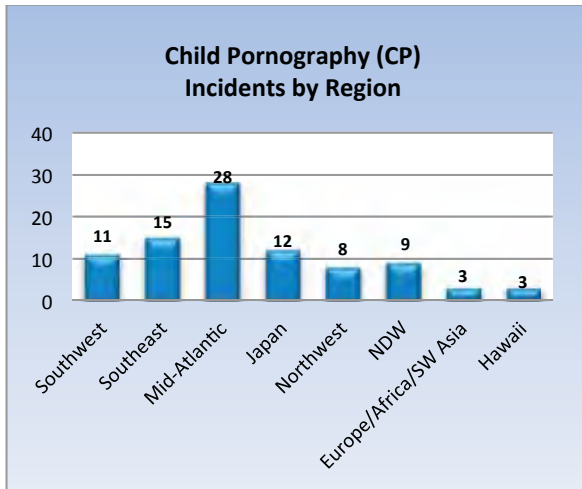
*The above chart, reflecting the victim's relationship to the subject, is based on the total number of sexual contact victims; caregiver includes babysitter and teacher.

Child Pornography

Child pornography offenses (CP) include incidents of making, selling, or transmitting obscene objects, writings, pictures, or photographs (includes images in digital files), where the image is of a child under the age of 18 years.

Location

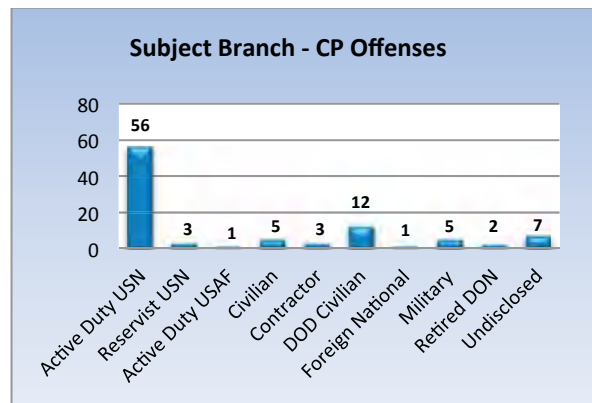
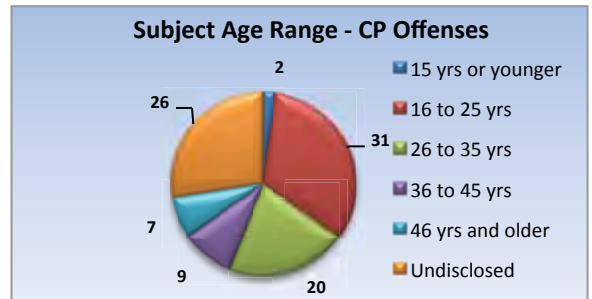
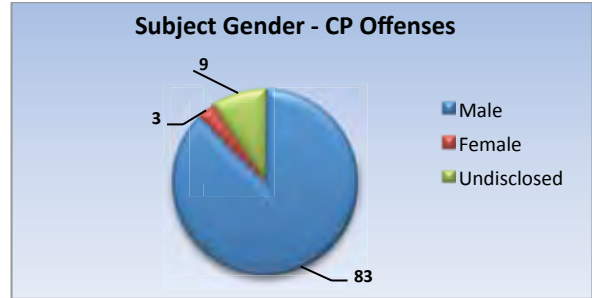
- The majority of CP incidents²¹ were committed in the Mid-Atlantic, Southeast, and Southwest CNIC regions.
- The top reporting office within these regions was Norfolk, followed by Yokosuka, Bangor, and San Diego.



Subject Characteristics

- Of the 95 CP subjects, 83 were male and the gender of 9 subjects was not identified.
- 46 percent of subjects were ages 16 to 30, with 33 percent between the ages of 16 and 25.
- 59 percent of subjects were active duty USN members and 29 percent were civilians.

²¹ Location data is calculated by incident/investigation count.



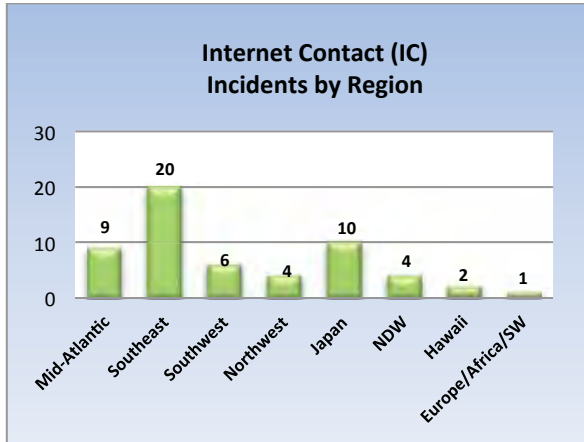
Internet Contact

Fifty-six internet contact (IC) offenses affected the USN in CY 2016. This is a 44 percent increase from CY 2015. IC offenses include incidents in which an adult communicates with either a child under the age of 18, or an undercover officer/agent who is posing as a child under the age of 18, over the internet for the purpose of one or more of the following:

- Conversations of a sexual nature.
- Requests for sexual/nude photographs and/or videos of the victim.
- Subjects sending sexual/nude photographs and/or videos to the victim.
- Solicitation of a minor to meet in person for sexual acts.

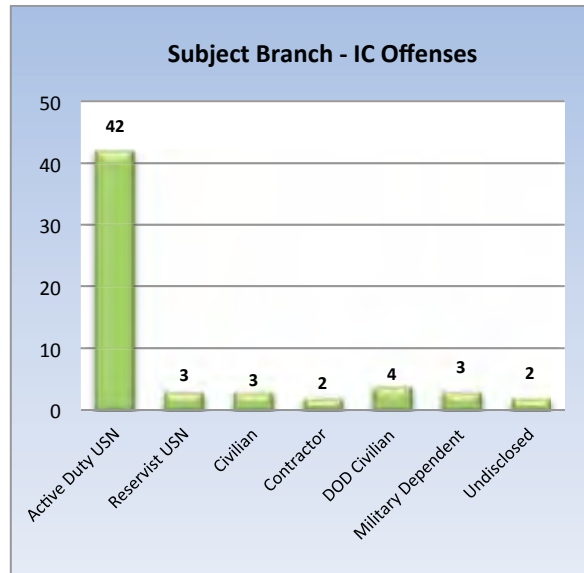
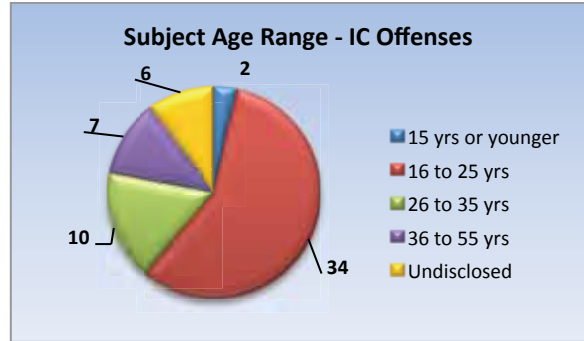
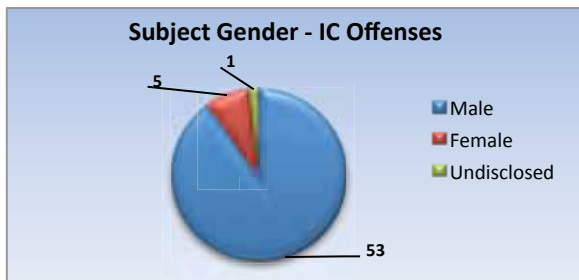
Location

- The majority of IC incidents²² were committed in the CNIC Southeast region, followed by the Japan and Mid-Atlantic regions.



Subject Characteristics

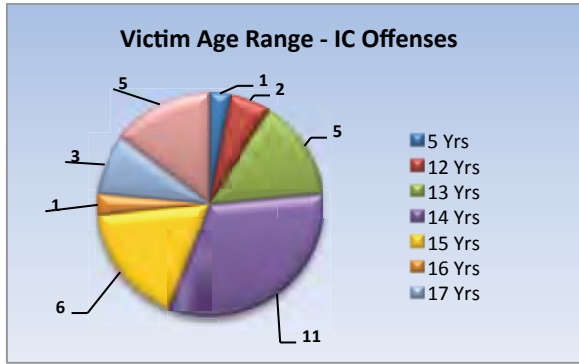
- Of the 59 subjects involved in IC cases, 53 were male, 5 were female, and the gender of 1 was not identified.
- The majority of subjects were ages 16-25 (58 percent), with 34 percent between the ages of 21 and 25.
- 71 percent of subjects were active duty USN members and 20 percent were civilians.



Victim Characteristics

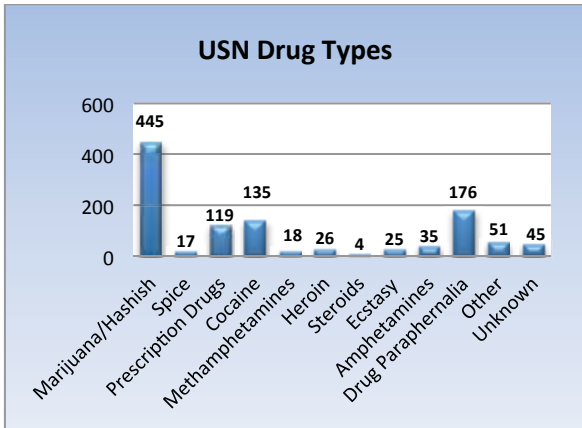
- 22 of the 56 “victims” in the IC cases were undercover agents (UCs) or officers; this is more than triple the number of UCs involved in CY 2015.
- 34 child victims were involved in IC cases in CY 2016.
 - 28 of the child victims were female, 3 were male, and the genders of 3 were not identified.
 - The child victims ranged in age from 12 to 17 with the exception of one 5 year old victim, with the ages of 5 victims not identified.

²² Location data is calculated by incident/investigation count



NARCOTICS

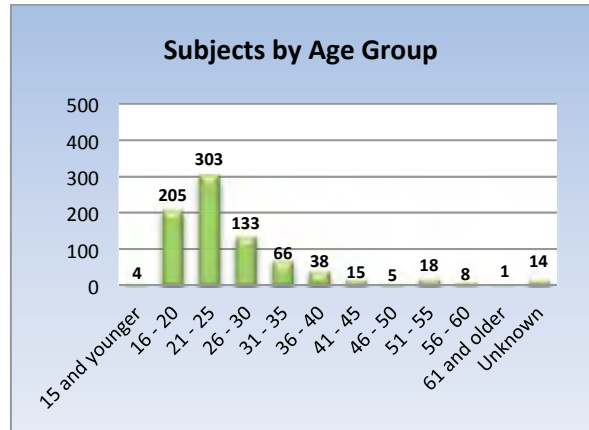
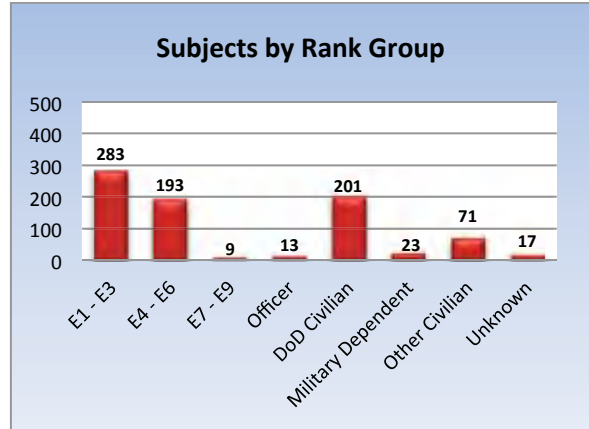
The USN accounted for 810 of the 1,693 narcotic subjects in DON law enforcement reports/investigations for CY 2016. The following graph depicts the overall numbers and associated drug types for the combined Use/Possession and Distribution categories.²³



- 91 subjects were involved with 2 or more drugs.
- Narcotics incidents involving Marijuana, Spice, Methamphetamines, Heroin, and Ecstasy decreased in CY 2016.
- Offenses involving Prescription Drugs, Cocaine, and Amphetamines increased in CY 2016.

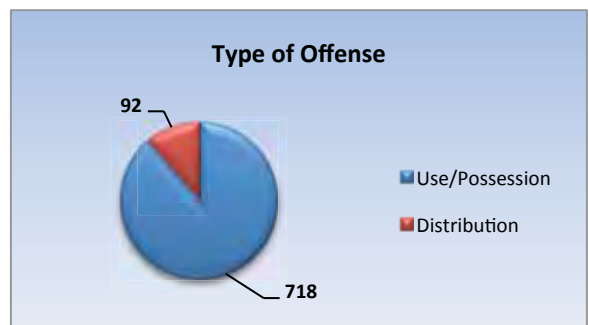
Similar to the USMC, the average rank of active duty USN subjects fell within the E1-E3 rank group and the average age ranged between 21-25 years old.

²³ The "Other" category includes LSD, PCP, Peyote, Mushrooms, Salvia Divinorum, Human Growth Hormones and other synthetic or over-the-counter drugs. The "Unknown" category is the result of the reporting official not providing sufficient identifying information about the narcotic(s) involved in the incident.



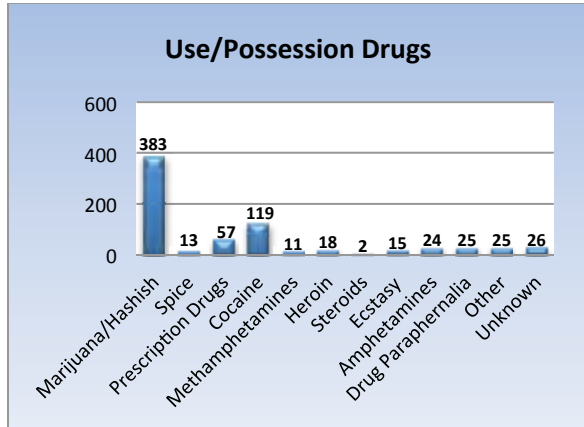
- The most prevalent locations at which drugs were found included installation entry and/or exit gates, barracks, and residences.
- Other locations at which narcotics were discovered included recreational areas, vehicles, roadways, parking lots, and bars/nightclubs.

The majority of drug-related subjects were involved in use and/or possession, as opposed to distribution.



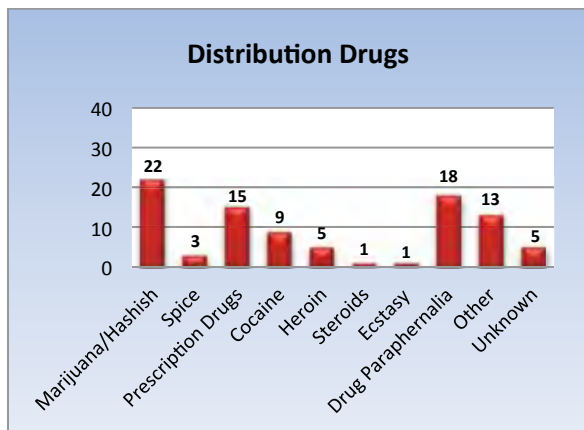
Use/Possession

The drug of choice in the USN Use/Possession category was Marijuana. Seventy subjects abused multiple drug types. The following graph depicts all the drugs in this category.



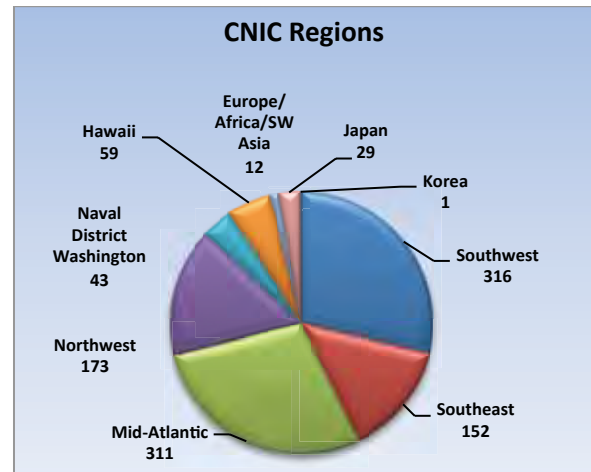
Distribution

Marijuana was the drug most prevalent in USN narcotic distribution investigations. Twenty-one subjects dealt in two or more drugs.



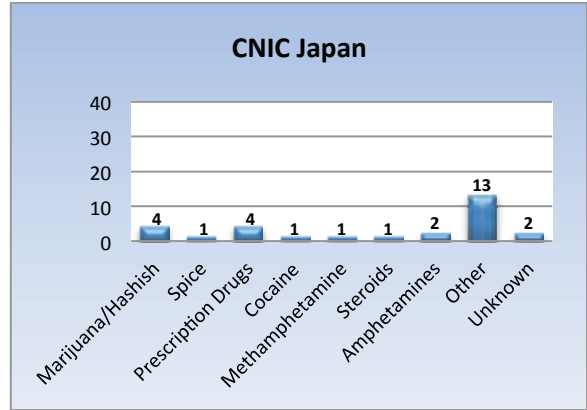
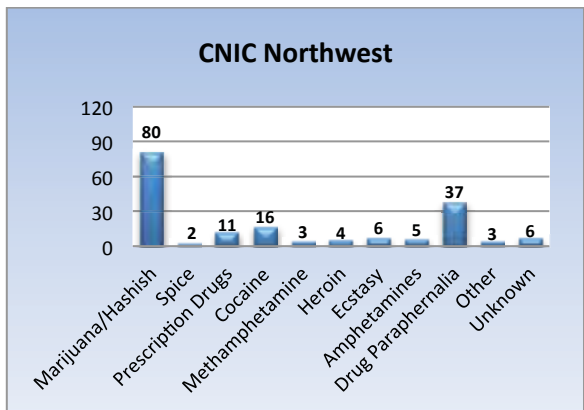

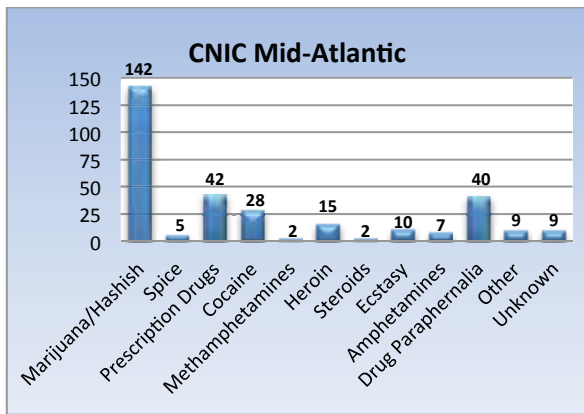
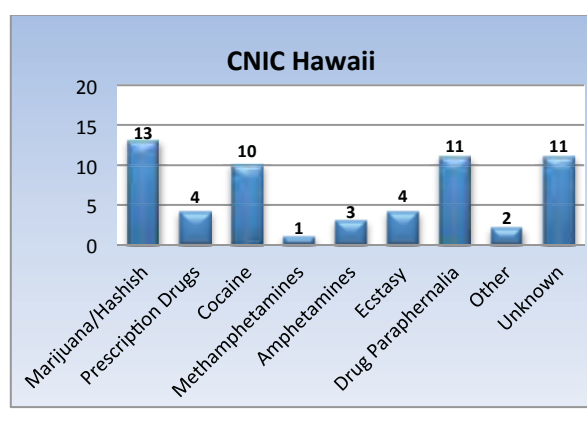
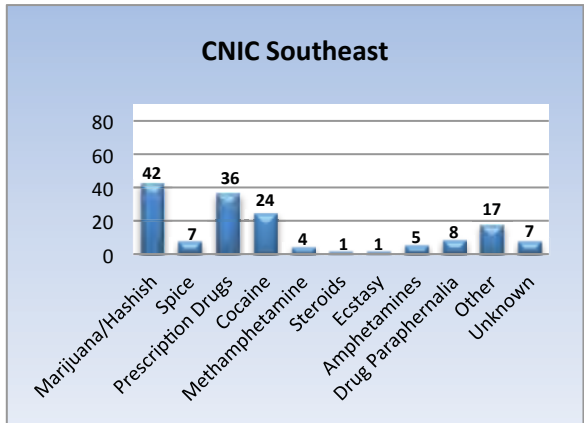
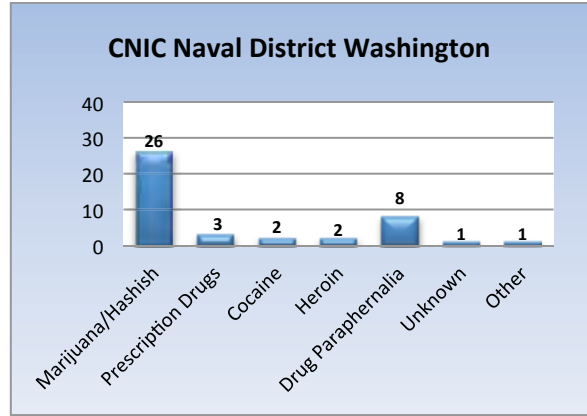
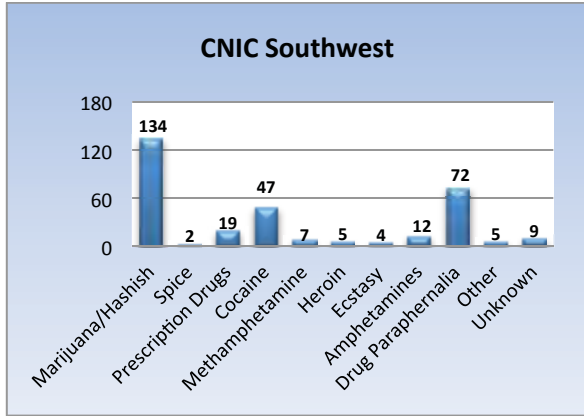
Commander, Naval Installations Command (CNIC) Region Overview

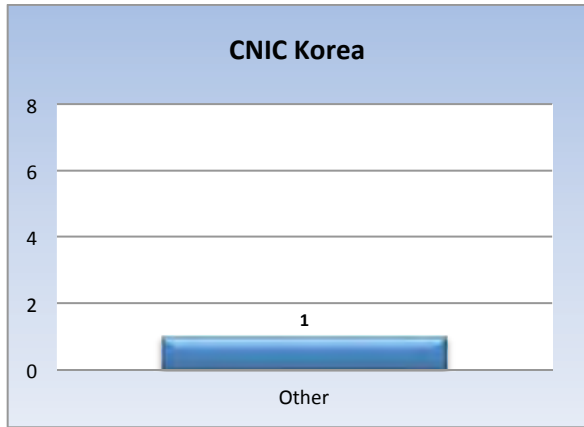
The following pie chart depicts the overall drug reports/investigations initiated by offices within the respective CNIC regions.



The following 11 graphs provide a detailed breakdown of each region.


- The majority of reports/investigations were generated in the Southwest and Mid-Atlantic CNIC regions.
- The most prevalently abused drug was Marijuana, followed by Cocaine.
- The majority of offenses reported from the CNIC Southwest region involved Marijuana, Cocaine, and Prescription Drugs whereas offenses reported in the CNIC Mid-Atlantic region involved Marijuana, Prescription Drugs and Cocaine.
- The majority of heroin-related offenses were reported in the Mid-Atlantic and Southwest CNIC regions.





PROCUREMENT FRAUD




In CY 2016, a total of 154 procurement fraud incidents were reported by USN-related offices and commands. The following chart provides an overview of procurement fraud incidents reported within the continental United States (CONUS) CNIC regions.

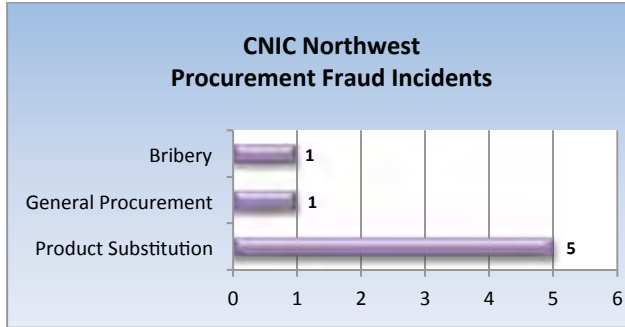


- The greatest number of procurement fraud incidents was reported in the Mid-Atlantic and Southeast CNIC regions.
- Product substitution, followed by general procurement, was most prevalent in the CNIC Mid-Atlantic region.
- Incidents of general procurement²⁴ were the most commonly reported in the Southeast region.
- A joint investigation was conducted in which a company’s president was aware of several design flaws and directed the flaws to be hidden from its customers. This investigation resulted in a settlement agreement valued at \$25,600,000 for damages on behalf of all defendants.

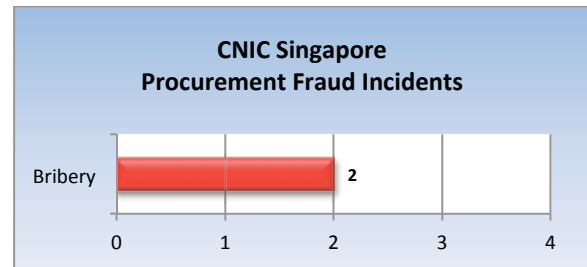
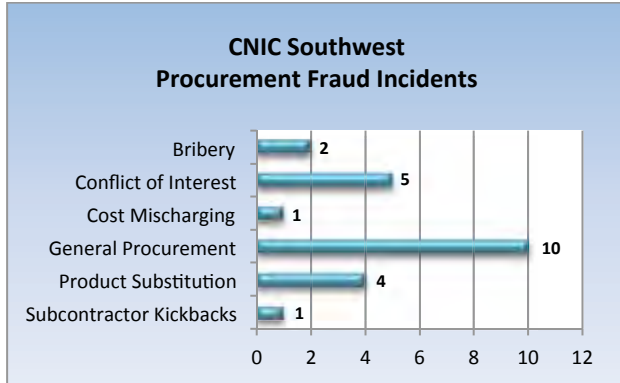
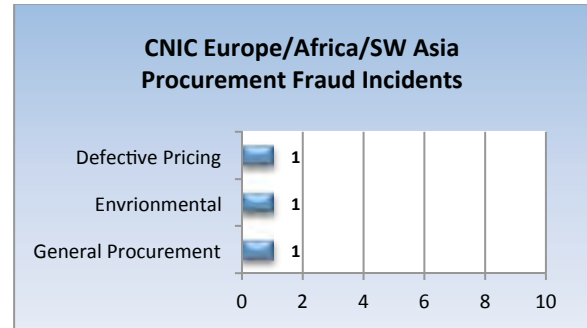
²⁴ General procurement fraud pertains to criminal irregularities in connection with the procurement, administration, or disposition of U.S. Government property or services not otherwise defined in other procurement fraud areas reported herein.

The following graphs provide an overview of procurement fraud incidents reported within each of the CONUS CNIC regions.


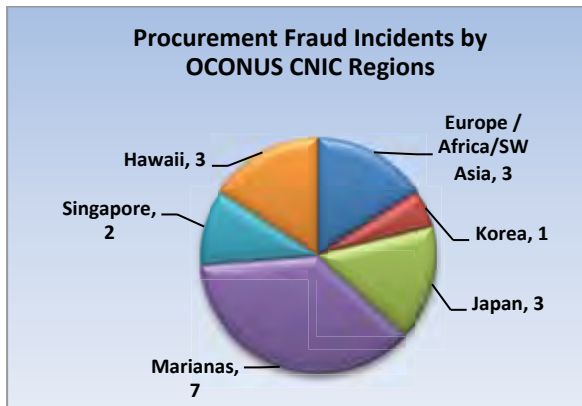
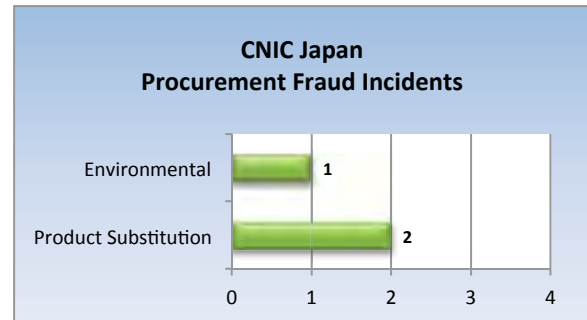




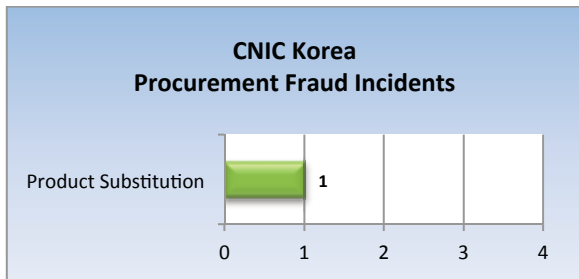

The following graph provides an overview of procurement fraud incidents reported within each of the OCONUS CNIC regions.



A small number of procurement fraud incidents were reported outside the continental United States (OCONUS) CNIC regions, which are reflected in the chart below.




The Marianas CNIC region reported the greatest number of procurement fraud incidents in the OCONUS CNIC region, followed by Hawaii, Europe, and Japan with the most prevalent types being incidents of corruption involving general procurement and product substitution.

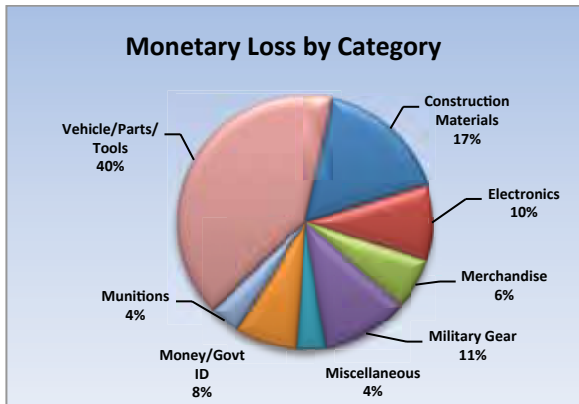


PROPERTY

The USN accounted for 1,120 of the 1,641 property crime incidents reported in the DON, a decrease of 12 percent from CY 2015. The following graph depicts the overall numbers for the property type categories.²⁵



For those USN-related cases where loss value was reported, the property loss value to the U.S Government was estimated at \$2,950,462. The following chart illustrates the percentage of monetary loss in each category, with the "Unknown" category excluded.²⁶



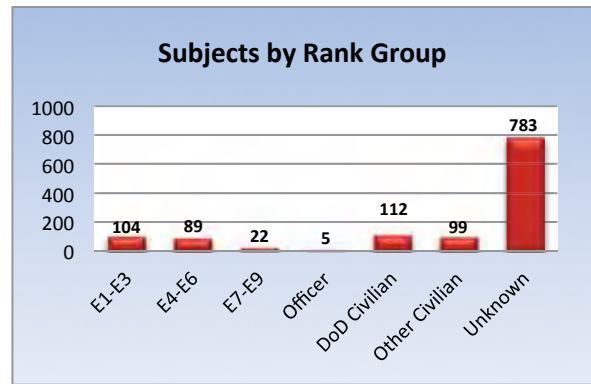
²⁵ The construction materials category also includes construction equipment/machinery.

²⁶ The number of unknown property types is primarily attributed to lack of specifics provided by USN and USMC law enforcement reporting within CLEOC.

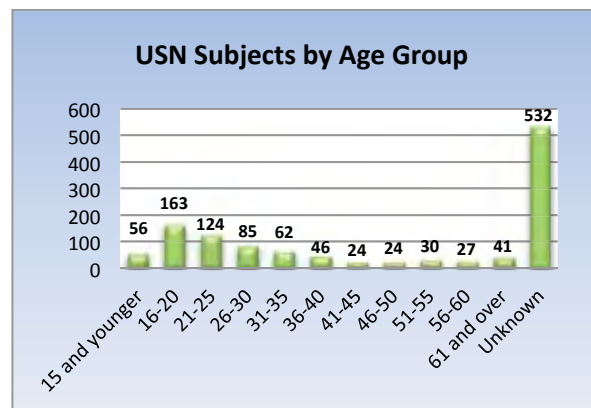
- Approximately 68 percent of the USN-related estimated monetary loss was attributed to the Construction Materials, Military Gear and the Vehicle/Parts/Tools categories.

A total of 944 subjects of the overall DON-reported property crime reports/investigations were not identified. Of the remaining 800 identified subjects, the USN accounted for 89% of them.

- DoD civilians²⁷ and the active duty E4-E6 rank group were among those most frequently identified as committing property crimes affecting the USN.



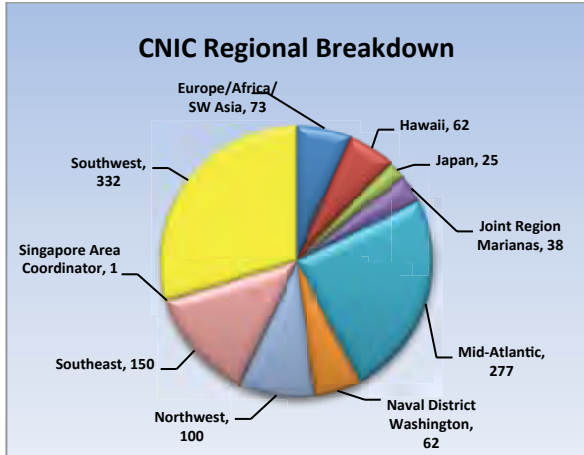
- Over half of the identified subjects were between the ages of 16-30.



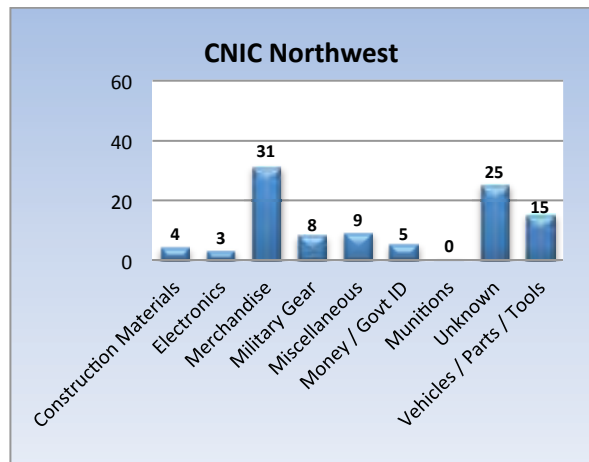
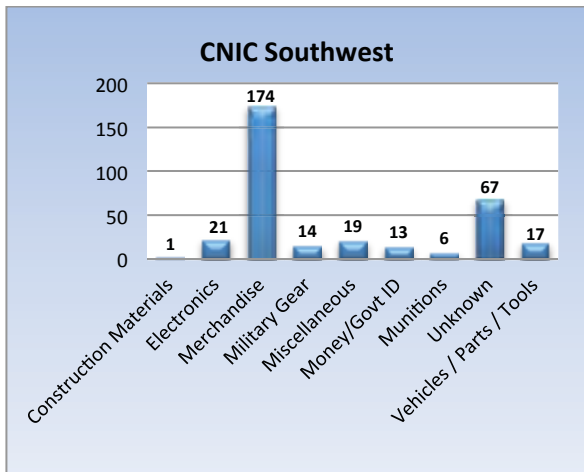
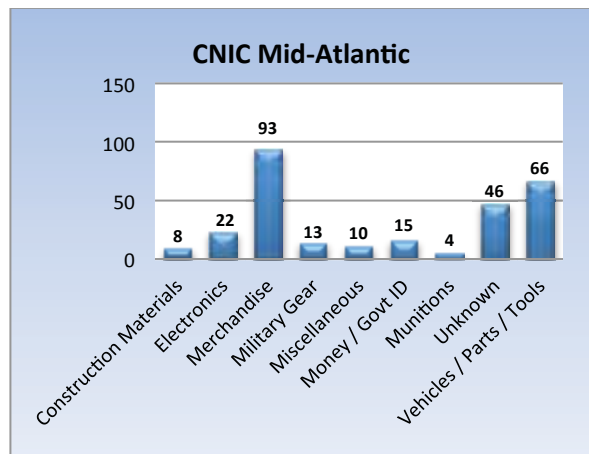
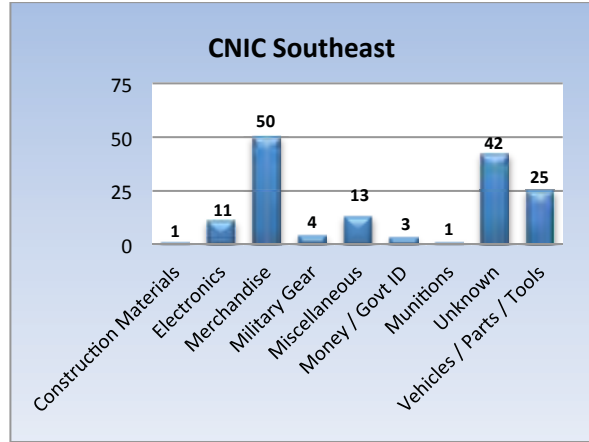
²⁷ DoD Civilians include contractors and military dependents. The Other Civilian category includes Foreign Nationals or civilians not otherwise specified as DoD civilians in CLEOC.

Commander, Naval Installations Command (CNIC) Region Overview

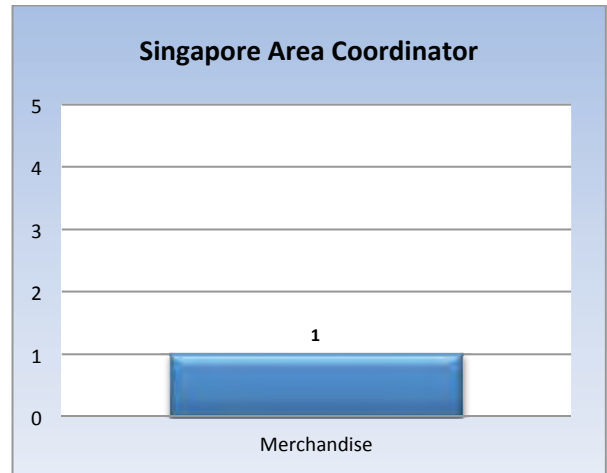
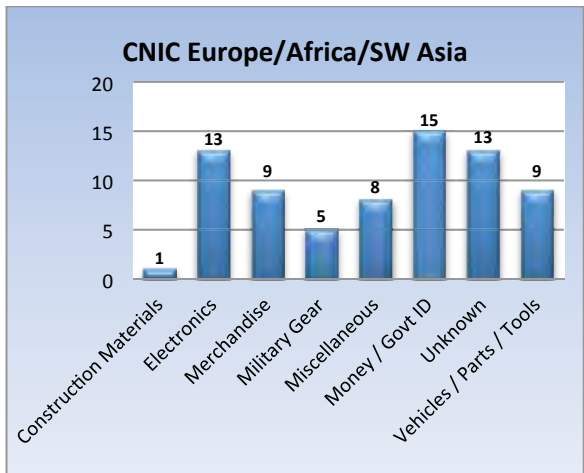
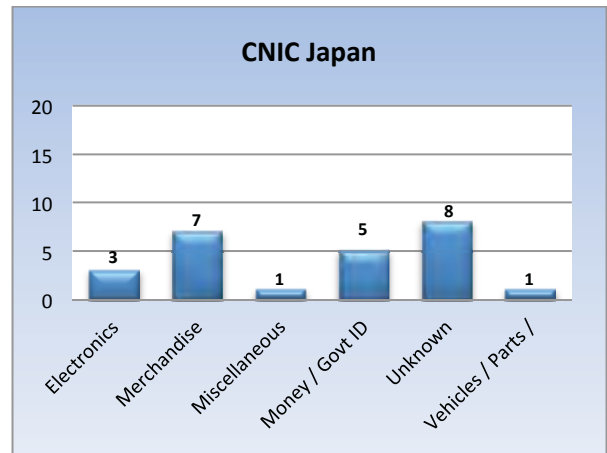
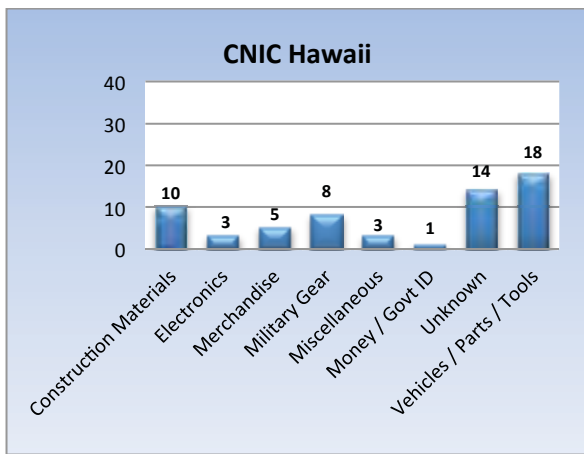
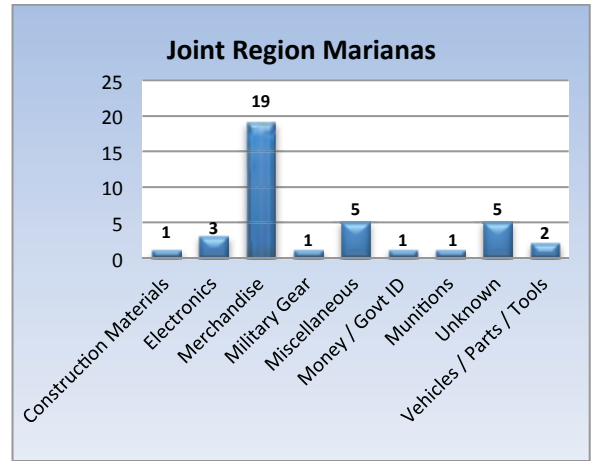
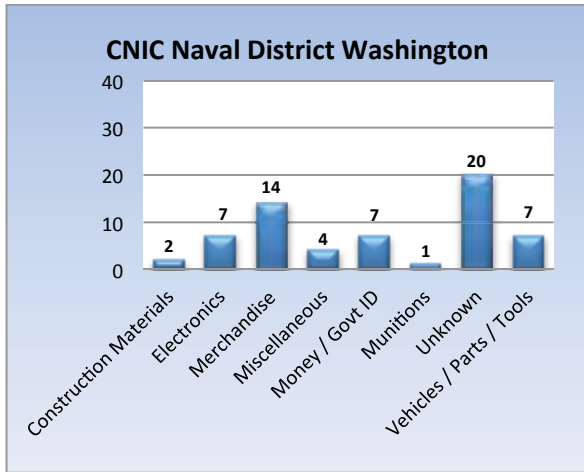
The following chart depicts overall property crime offenses for those reports/investigations originating from the respective CNIC regions.



The following 10 graphs provide a detailed breakdown of each region.²⁸



²⁸ Part of the CNIC region breakdown is the Singapore Area Coordinator and Joint Region Marianas



USN INVESTIGATIVE HIGHLIGHTS

This section highlights the outcomes of several significant criminal investigations impacting the USN during CY 2016.

Death

FORMER NAVAL POSTGRADUATE PROFESSOR SENTENCED TO 25 YEARS TO LIFE FOR THE MURDER OF HIS EX-WIFE

On May 18, 2016, a former Naval Postgraduate School professor (subject) was sentenced in California state court to 25 years to life in prison after pleading guilty to killing his ex-wife, in Monterey, California, in 2012. Upon finding the remains of the victim in September 2012 – days after they finalized their divorce – the San Benito County Sheriff's Office requested the assistance of NCIS in locating the subject. A search of the couple's beachfront Monterey house resulted in the discovery of evidence that the victim had been shot in the head and the back and had been dismembered inside the house.

Adult Sexual Assault

NAVY RESERVIST SENTENCED TO 240 MONTHS ALONG WITH LIFE SENTENCE FOR COMMITTING SEVERAL RAPES

On February 22, 2016, a former Navy Reservist (subject), a convicted serial rapist, was sentenced to 240 months in prison for attacking an Army officer while she was taking a shower aboard Camp Arifjan in Kuwait in 2010. The sentence is to be served consecutive to the life sentence the subject is serving for two rapes he committed in Norfolk, Virginia, in 2008. According to court documents, on April 29, 2010, U.S. Army Criminal Investigative Division Kuwait was notified of the assault and attempted rape of the officer in the female trailer aboard Camp Arifjan. Blood discovered at the crime scene matched DNA recovered at the scene of a sexual assault on a Norfolk woman in 2008. The same Norfolk attacker returned to the victim's home one month after the initial assault and raped the victim's daughter. NCIS identified the subject in all three assaults and a check of military records confirmed the subject was in the Navy Reserves, lived approximately one mile from the 2008 Norfolk victims during the time of their attacks, and was assigned to Camp Arifjan at the time of the 2010 attack. On November 20, 2015, the subject pleaded guilty in Federal court to the Kuwait assault. In

August 2014, the subject was sentenced in Norfolk Circuit Court to life in prison for the 2008 rapes.

SAILOR SENTENCED TO 36 MONTHS CONFINEMENT FOR SEXUAL ASSAULT

On February 8, 2016, a Navy Seaman (subject) was sentenced at a general court-martial aboard Naval Station Norfolk, Virginia, to 36 months' confinement, reduced in rate to E-1, and ordered to forfeit pay for 36 months after being found guilty of sexual assault. He was also given a bad conduct discharge and must register as a sex offender. In June 2014, a female victim reported to the Norfolk Police Department that she was possibly drugged and sexually assaulted by the subject at an off-base party in May 2014. NCIS assumed the investigation shortly thereafter and obtained a partial confession from the subject. The subject refused a plea agreement of one year confinement in exchange for pleading guilty to sexual assault.

Child Sexual Abuse

SAILOR SENTENCED TO 9 YEARS AND 10 MONTHS FOR SEXUAL ASSAULT OF A CHILD

On February 29, 2016, a Navy Second Class Petty Officer (subject) was sentenced at a general court-martial aboard Naval Station Norfolk, Virginia, to 9 years and 10 months' confinement, reduced to E-1, and ordered to forfeit all pay and allowances after being found guilty of aggravated sexual assault of a child and sodomy. He was also given a dishonorable discharge and must register as a sex offender. NCIS initiated an investigation in March 2014 when a minor victim reported she had been molested by the subject multiple times in San Diego, California, and Norfolk since 2011. A review of the victim's email account revealed conversations with the subject that detailed their sexual relationship.

SAILOR SENTENCED TO 6 AND A HALF YEARS CONFINEMENT FOR CHILD SEXUAL EXPLOITATION

On October 17, 2016 a Navy Petty Officer 3rd Class (subject) was sentenced at a general court-martial aboard Naval Station Norfolk, Virginia, to six-and-a-half years of confinement, reduced to E-1, and ordered to forfeit all pay and allowances after pleading guilty to sexual abuse of a child. In accordance with a pretrial agreement, his sentence is capped at six years. He was also given a dishonorable discharge and must register as a sex offender. NCIS initiated an investigation in March

2015 upon notification that the subject allegedly sexually abused a minor. He confessed to the abuse during an interview with NCIS.

NAVY SPOUSE SENTENCED TO 47 YEARS FOR SEXUAL ASSAULT OF TWO MINORS

On January 4, 2016, the spouse (subject) of a Navy Seaman was sentenced to 47 years in prison after pleading guilty in Texas state court to three counts of first-degree aggravated sexual assault, two counts of second-degree sexual assault, and one case of first-degree aggravated sexual assault. NCIS initiated an investigation in September 2013 when a friend of a minor victim reported to NCIS that the subject had molested two minor victims multiple times in 2008 and 2012 in Texas. A command-authorized search of the subject's residence resulted in the seizure of numerous images and videos of child pornography, including evidence that the subject molested the victims. In November 2013, he was arrested, released on bond, and required to wear a GPS tracking device. In September 2015, after a court hearing, he cut off his GPS tracking device and fled to Mexico. In late October 2015, he was located in Mexico by U.S. Marshals, extradited, and taken into custody by Texas authorities. Prior to the investigation, the subject taught 7th and 8th grade math at a school in Oxnard, California. The Oxnard Police Department and the Ventura County District Attorney's Office assisted in the investigation.

Narcotics

SAILOR PLEADS GUILTY TO USE AND DISTRIBUTION OF MARIJUANA AND ECSTASY

On July 14, 2016, a U.S. Navy Petty Officer 3rd Class (subject) was sentenced at a general court-martial to one year and five months of confinement, reduced to E-2, and ordered to forfeit all pay and allowances after pleading guilty to introduction, use, and distribution of controlled substances. He was also given a bad conduct discharge. In April 2016, two large bags containing suspected illegal narcotics, as well as packing material consistent with drug distribution, were found in the subject's vehicle during a random vehicle inspection aboard Naval Hospital Bremerton, Washington. Lab results confirmed the drugs to be marijuana and MDMA, also known as "molly."

SAILOR FOUND GUILTY OF SELLING PRESCRIPTION DRUGS TO OTHER SAILORS AND CIVILIANS

On March 18, 2016, a Navy Seaman (subject) was sentenced at a general court-martial to three years' confinement (capped at two years) and ordered to pay a \$10,000 fine after pleading guilty to conspiracy to sell narcotics, illegal possession of narcotics, and larceny/wrongful appropriation. He also was given a dishonorable discharge. During a search in February 2015 of the subject's trunk at an entry gate aboard Naval Station Jacksonville, Florida, a sentry discovered 298 tablets of alprazolam, 40 tablets of hydrocodone, 20 tablets of amphetamine, 63 grams of testosterone, 9 tablets of morphine, 29 tablets of methylphenidate, and 17 tablets of zolpidem. A subsequent search of the subject's barracks room by NCIS revealed additional prescription drugs. The subject confessed to stealing the prescription drugs from Naval Hospital Jacksonville, where he worked as a pharmacy technician. Contacts of the subject who were interviewed by NCIS confirmed he sold prescription drugs to both Sailors and civilians.

Procurement Fraud

NAVY CONTRACTOR FOUND GUILTY OF PROVIDING FALSE OFFICIAL STATEMENTS

On Oct. 20, 2016 former U.S. Navy contractor (subject) was sentenced in Federal court to 21 months in prison and ordered to pay \$1,206,470 in restitution after pleading guilty to one count of making false official statements in connection with a \$4.4 million contract to renovate warehouses at Naval Support Facility Mechanicsburg, Pennsylvania. The subject, who is the president and corporate director of Persaud Companies, Inc., a Virginia and Maryland-based construction company, hired 17 subcontractors in 2011 to work on the project. A joint investigation by NCIS and the Defense Criminal Investigative Service revealed the U.S. Navy paid the subject \$1,206,470 in June and August of 2012 upon receipt of fraudulent invoices claiming his subcontractors had been paid. By September 2012, most of the subcontractors had left and the Navy terminated the subject's contract after it learned the subcontractors had not received payment for their work. Under the terms of his plea agreement, the subject agreed that the loss suffered by the victims was \$1,206,470.

Property Crime**THREE SAILORS SENTENCED FOR FRAUDULENT
USE OF GOVERNMENT CREDIT CARDS**

On March 25, 2016 Petty Officer 1st Class (subject) was sentenced at a general court-martial aboard Naval Station San Diego, California, to four years' confinement, reduced to E-1, and ordered to pay a fine of \$26,000 after being found guilty of larceny of government property. Subject was also given a bad conduct discharge. Subject's confinement is capped at 10 months pursuant to a pretrial agreement and she previously paid \$35,000 in restitution. In December 2011, NCIS received a report from NAS Lemoore Security suspicions of fraudulent use of government credit cards by Subject and two other sailors (co-subjects). Investigative efforts revealed the sailors caused \$311,811.11 in losses to the Federal government by submitting purchase requests for several items from retail stores and using them for personal gain. On several occasions, the sailors returned the items for store credit, which was used to purchase other items for personal gain. To conceal her actions, the subject forged and modified various documents during the course of the conspiracy. In June 2015, co-subject (PO2) was sentenced to 17 months' confinement, reduced to E-1, and ordered to pay a fine of \$5,000 after being found guilty of three counts of larceny of government property and one count of conspiracy. Also in June 2015, co-subject (another PO1) was reduced to E-1 and ordered to pay a \$2,300 fine after being found guilty of 11 counts of larceny of government property. Both co-subjects were given bad conduct discharges.

**SAILOR SENTENCED FOR LARCENY AND WRONGFUL
SALE OF GOVERNMENT PROPERTY**

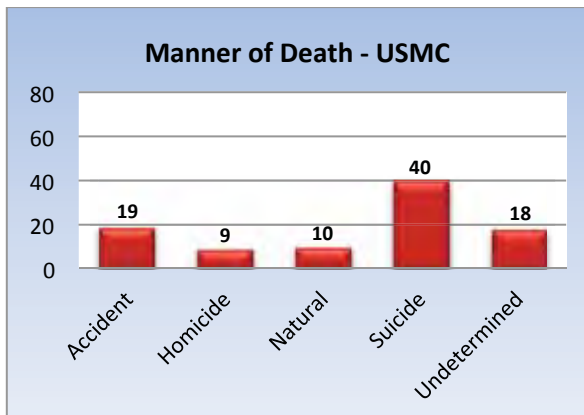
On May 26, 2016, Petty Officer 3rd Class (subject) was sentenced at a general court-martial to 18 months of confinement, reduced to E-1, and ordered to forfeit all pay and allowances and pay a \$10,000 fine after being found guilty of larceny and wrongful sale of government property. He was also given a dishonorable discharge. In February 2015, a cooperating witness reported to NCIS that an active duty military member sold the witness stolen military medical equipment from Camp Lejeune. NCIS subsequently identified the military member assigned to 2D Marine Division, Fleet Marine Force, aboard Camp Lejeune, North Carolina. Undercover agents purchased additional suspected stolen

military medical equipment from the subject on three separate occasions before arresting him. He subsequently confessed to NCIS to stealing the medical equipment and selling it for personal profit.

UNITED STATES MARINE CORPS

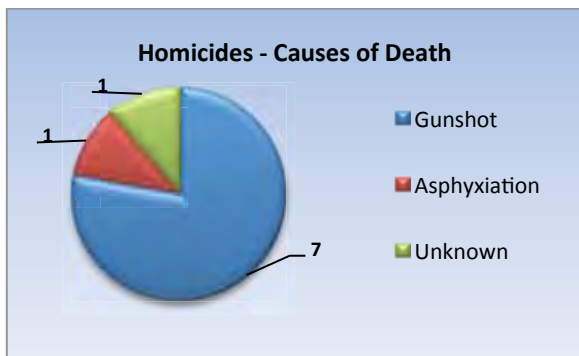
DEATH

In CY 2016, a total of 266 deaths²⁹ were reported by the DON law enforcement agencies worldwide, with 96 of these deaths affecting the USMC, a 1 percent increase from CY 2015. As with past reporting years, this total does not include combat-related deaths. Below is a breakdown of all manners of death for CY 2016 for the USMC.



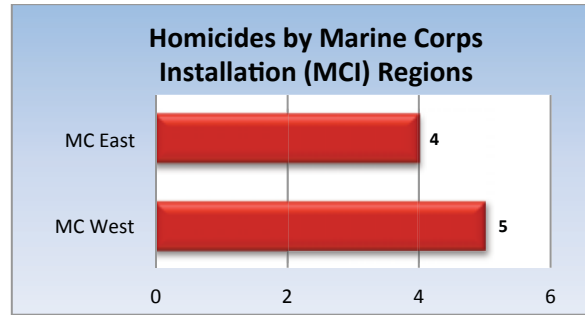
Although all death incidents have a lasting impact on the USMC and unit readiness, this section will highlight the homicide, suicide, and accidental deaths reported in CY 2016.

Homicide



- 7 homicides involved gunshot wounds; 1 was due to asphyxiation and 1 was an unknown cause.

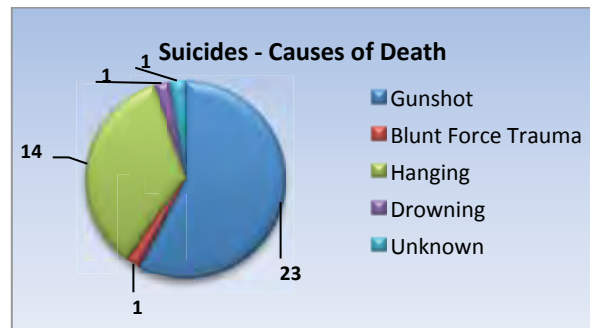
²⁹ Deaths are tallied by a victim count vice an incident count.



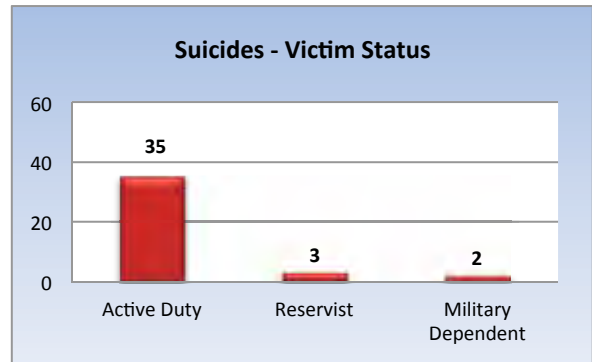
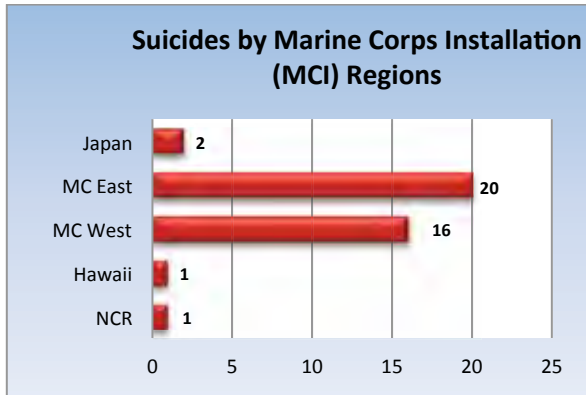
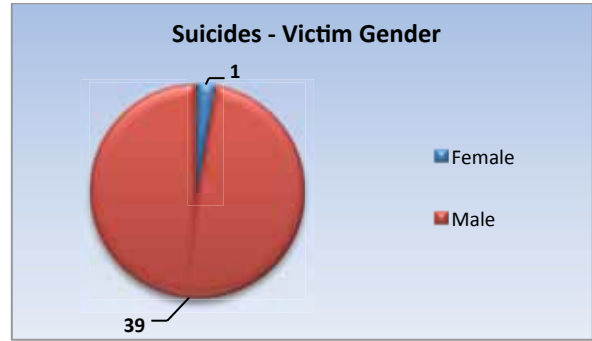
- All homicide deaths occurred off base, and 2 were murder-suicides which were part of the 4 domestic related homicide deaths.
- The Marine Corps Installation (MCI) East region had 4 homicide victims, with 1 deemed a justified shooting death, while the MCI West region reported 5 homicides.
- One case involved a drive-by shooting of a marine by 4 non-DoD civilian subjects at a night club parking lot.
- Of the 3 female victims, one was shot while driving in her vehicle and 2 were victims of murder-suicide incidents.

Suicide

Suicide death was the most commonly reported manner of death in CY 2016, followed by accidental deaths. Suicides accounted for 42 percent of all deaths within the USMC. The incidents of suicide from CY 2015 to CY 2016 were the same at 40 deaths each. Although some of the reports indicated suicide victims had been experiencing anxiety, depression, relationship, or family issues prior to their deaths, many causes were not specified.

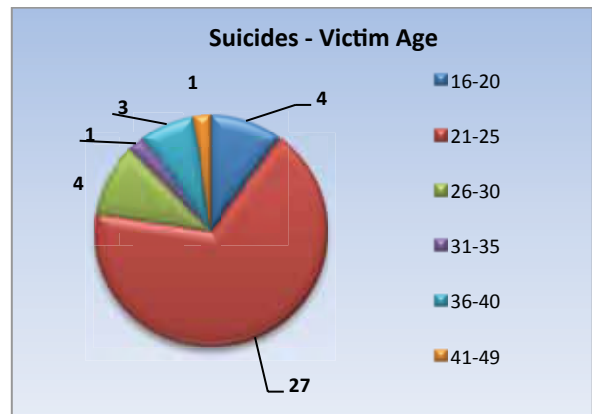
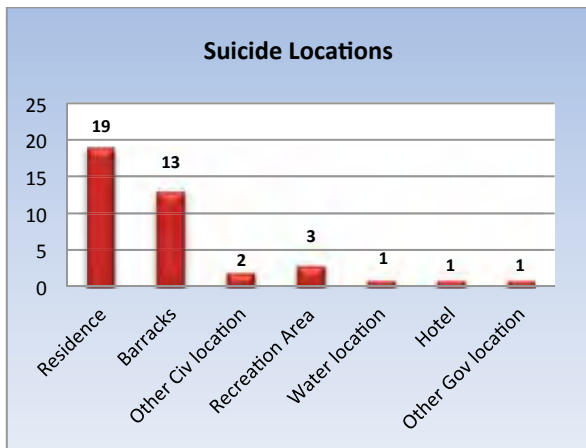


- The 2 most common causes of death in suicides were gunshot wounds and hanging.
- There was 1 blunt force victim who died when he jumped from his barracks building.
- There was only 1 female victim who died from hanging in her barracks room.
- One active duty member was being investigated for 2 sexual assaults at the time of his suicide.



- The MCI East region reported the most suicides.

- 87 percent of suicide victims were male active duty USMC members.
- 12 suicides affecting the USMC had indications of relationship discord including divorce, marital issues and break-ups. Two involved murder-suicides.

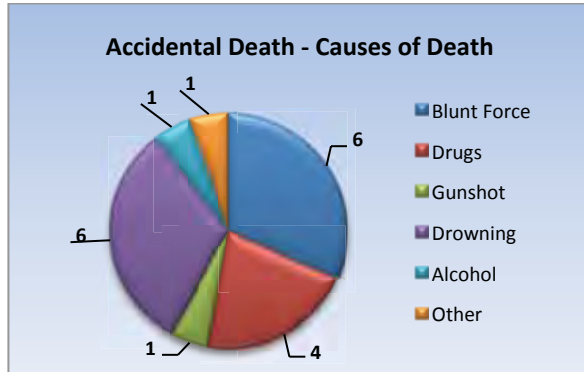


- 22 suicides occurred on base and 18 occurred off base.
- 80 percent of suicides occurred at a residence or Barracks/BOQ/BEQ.

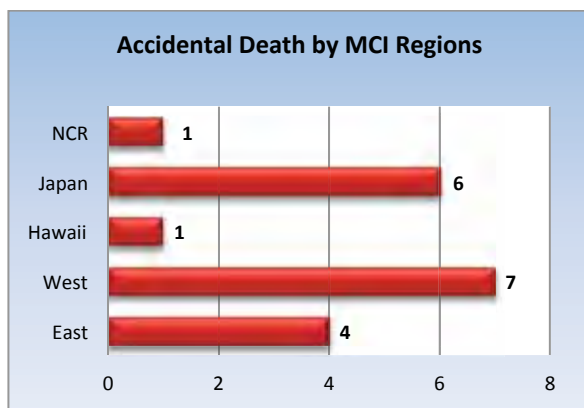
- 67 percent of the suicide victims were between the ages of 21 and 25 years old.

Accidental Death

Nineteen accidental deaths occurred in the USMC in CY 2016, the second most prevalent manner of death behind suicide. There was a 24 percent decrease in accidental deaths from CY 2015, most of which were caused by blunt force trauma such as motorized vehicle incidents.

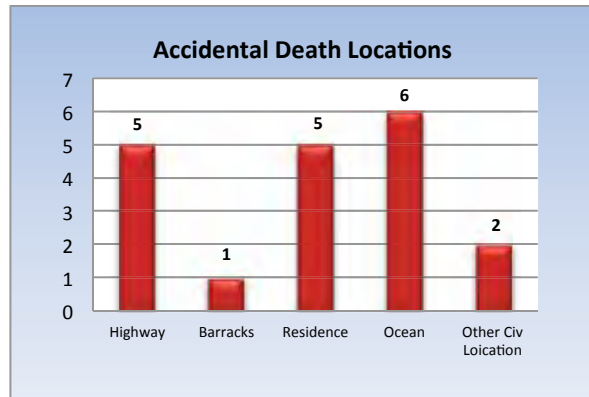


- The most common causes of accidental death were blunt force trauma and drowning. Four accidental deaths involved vehicle incidents, and 1 death resulted during a military jet training incident.³⁰
- Blunt force trauma and drowning combined accounted for 63 percent of all accidental deaths in the USMC. Five of the drowning deaths were active duty marines.
- Two accidental drug deaths involved the combination of fentanyl and heroin.

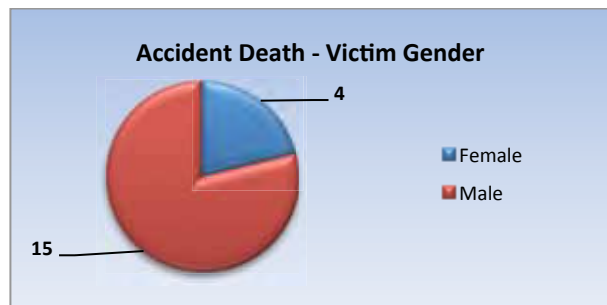


³⁰ Investigations into military aircraft fall outside the purview of NCIS; however, assistance was offered in this incident.

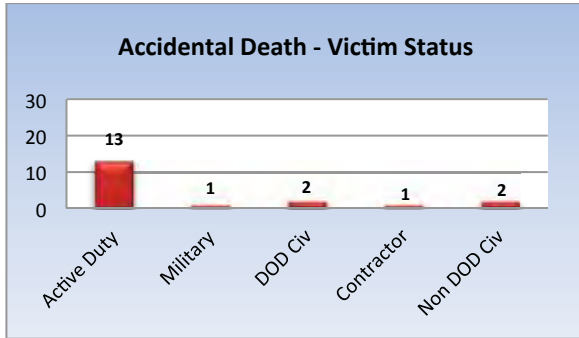
- The MCI West region reported the most accidental deaths followed by Japan.



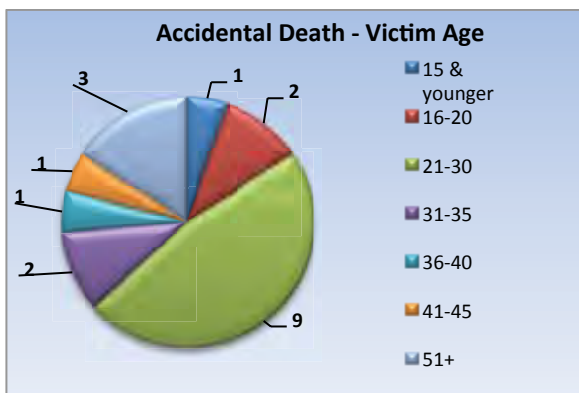
- 5 accidental deaths occurred on base and 14 occurred off base.
- There were 4 accidental vehicle deaths in CY 2016 as compared to 13 in CY 2015. Of the 4 vehicle deaths, two involved alcohol.



- Males accounted for 79 percent of accidental death victims.
- There was one 3 year old female victim who died from a gunshot wound after the firearm she found in her room discharged.



- 63 percent of accidental death victims were active duty USMC members.



- 47 percent of accidental death victims were between the ages of 21 and 30 years old.

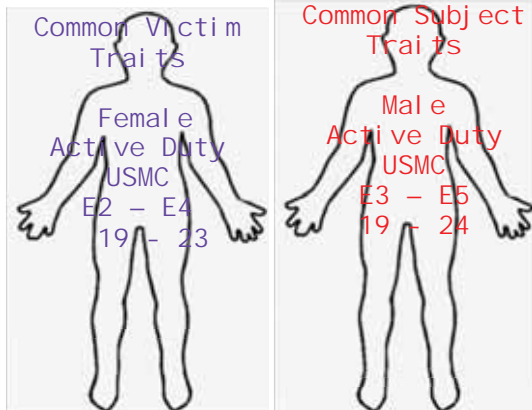
ADULT SEX CRIME

In CY 2016, 1,522 adult sexual assault incidents were reported in the DON, with 544 of these reports affecting the USMC.³¹ This represents a 1 percent decrease in assaults from CY 2015.

2016 USMC Quick Facts

- 570 Subjects; 552 Victims.
- 60 percent on base and 39 percent off base, with the remaining in unknown locations.
- 63 percent involved Sexual Acts (penetration).
- 42 percent were USMC on USMC assaults.
- 12 percent involved Spousal relationships.
- 31 percent of assaults were reported within 72 hours.
- Marine Corps Installation (MCI) East had highest number of incidents (35%).

USMC Adult Sexual Assault Demographics

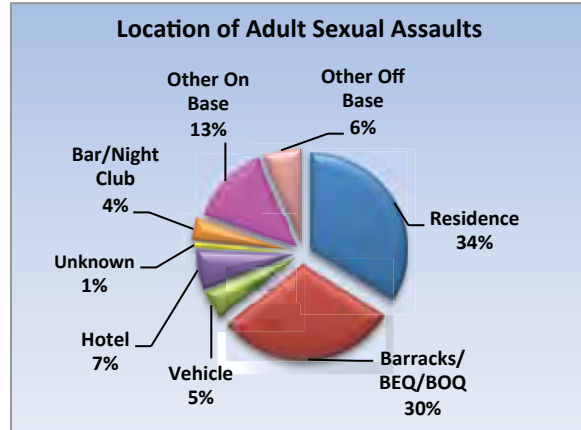


Frequent Location of Adult Sexual Assaults:

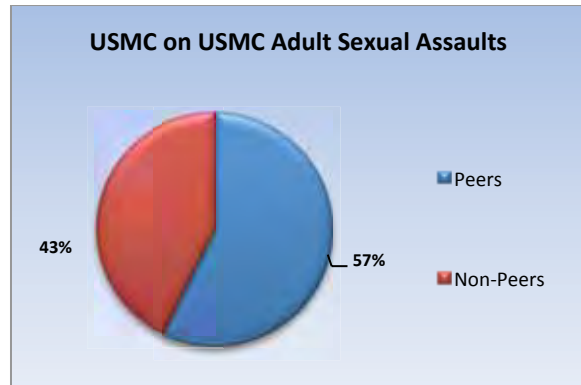
Residences, Barracks, & Hotels

- 71 percent of adult sexual assaults occurred in a residence or in the barracks/BOQ/BEQ, or a hotel.

- Incidents at residences and hotels primarily occurred off base.
- Incidents involving sexual acts occurred more often at residences, barracks, and hotels than incidents of sexual contact.



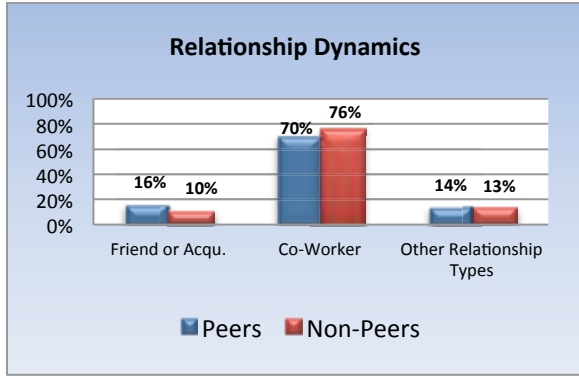
USMC on USMC Sexual Assault Trends



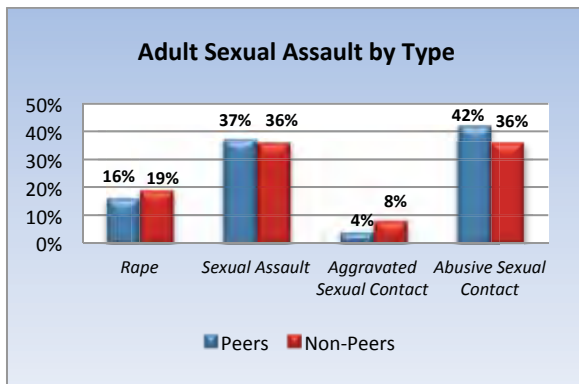
- 57 percent of USMC on USMC adult sexual assaults occurred among peers.³²
- 43 percent of USMC on USMC adult sexual assaults occurred among non-peers.

³¹ Included in the total 544 are three delayed reports of pre-2012 incidents and four reports of attempted assault. These seven reports were excluded when the offense specification were itemized.

³² Peer groups were established as Junior Enlisted (E1-E3), Non-Commissioned Officers (E4-E5), Staff Non-Commissioned Officers (E6-E9), and Officers.



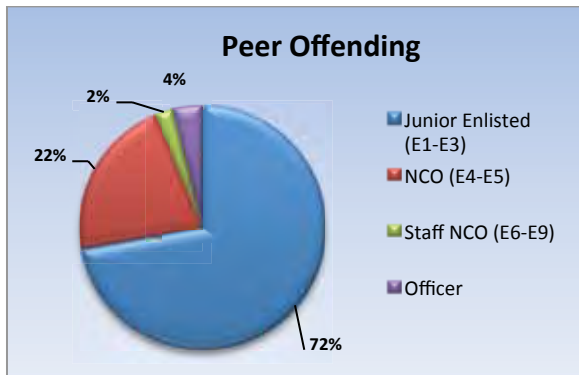
- Subjects and victims were primarily co-workers in both groups.



- There were slightly more sexual act incidents than sexual contact incidents in both the peer and non-peer groups.

Offending of Peers

- Peer offending was seen in the Junior Enlisted, Non-Commissioned Officer (NCO), Staff Non-Commissioned Officer (Staff NCO), and Officer groups.



Junior Enlisted Group

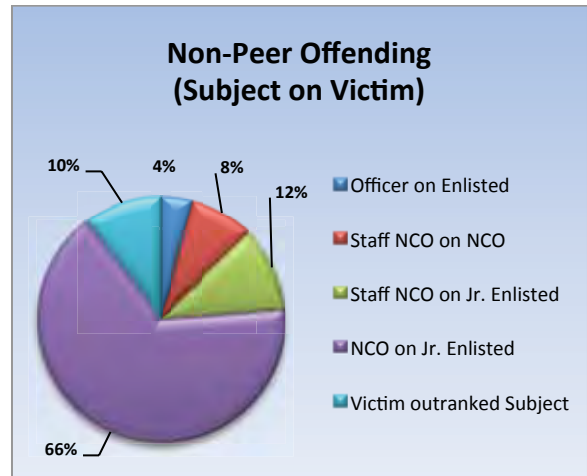
- The incidence of crimes involving sexual acts and sexual contact were comparable.
- 71 percent involved co-workers.
- 46 percent involved alcohol.

Non-Commissioned Officer

- Incidents of sexual acts occurred more often than incidents of sexual contact.
- 71 percent involved co-workers.
- 75 percent involved alcohol.

Offending of Non-Peers

- 90 percent involved a subject of superior ranking peer group to the victim.



NCO Subjects

- Incidents of sexual acts occurred more often than incidents of sexual contact.
- 77 percent involved co-workers.
- 58 percent involved alcohol.

Officer and Staff NCO Subjects

- The incidence of crimes involving sexual acts and sexual contact were comparable.
- 83 percent involved co-workers.
- 48 percent involved alcohol.

Adult Sexual Assault of Spouses

Incident Information

- *Sexual Assault* was the most reported offense in the Spouse relationship group.
- Spousal assaults were more likely to include delayed reporting.
- 94 percent occurred at a residence.
- 21 percent of the spousal assaults involved the use of alcohol.

Subject Information

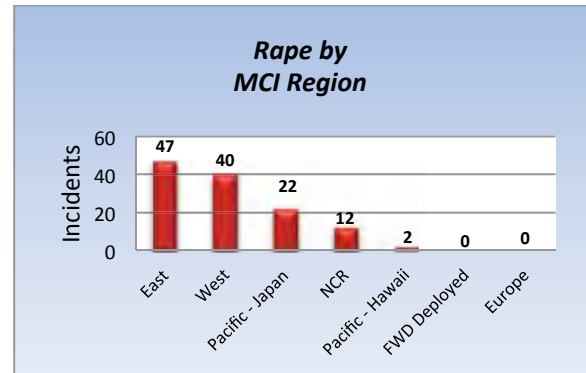
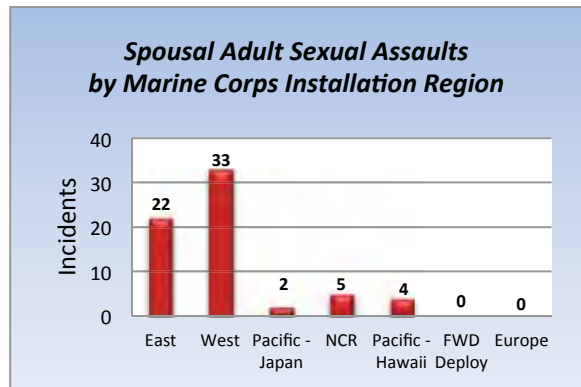
- All subjects were male.
- 91 percent were USMC Active Duty.
- 67 percent were E3, E4 or E5 grade.

Victim Information

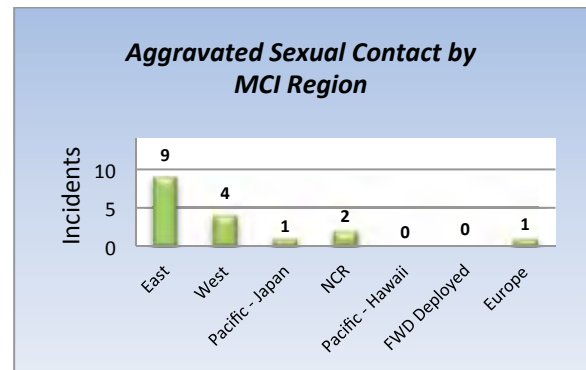
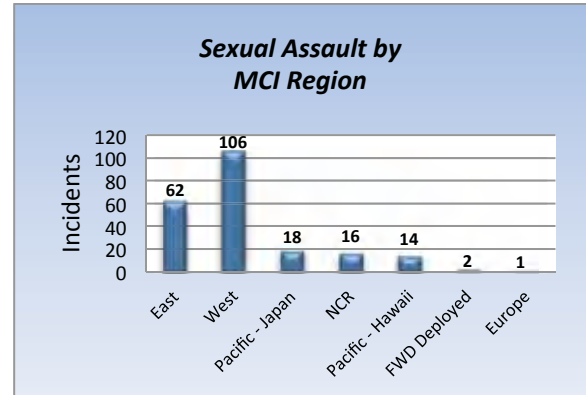
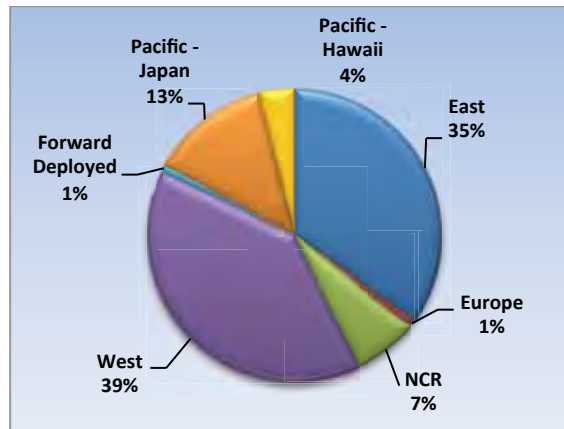
- All victims were female.
- 79 percent were DoD dependents.

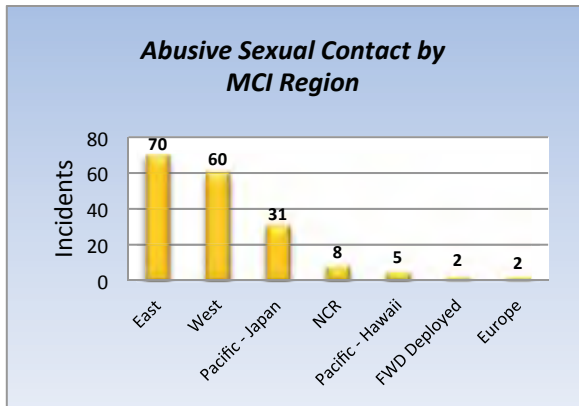
- MCI East reported the highest number of *Rape, Aggravated Sexual Contact, and Abusive Sexual Contact* incidents.
- MCI West reported the highest number of *Sexual Assault* incidents.
- The highest number of incidents of adult sexual assault outside the continental United States (OCONUS) was reported in the MCI Pacific – Japan region.

Types of Assault by MCI Region

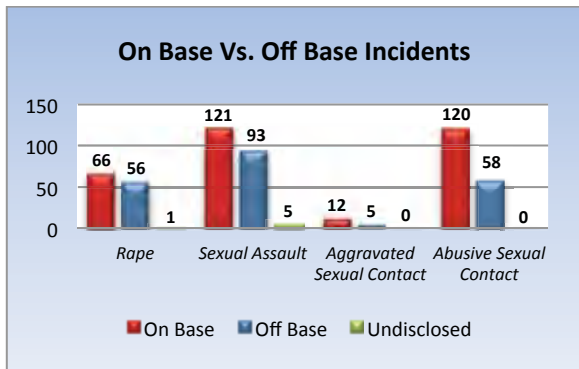


Marine Corps Installation (MCI) Region Overview





Incidents On and Off Base

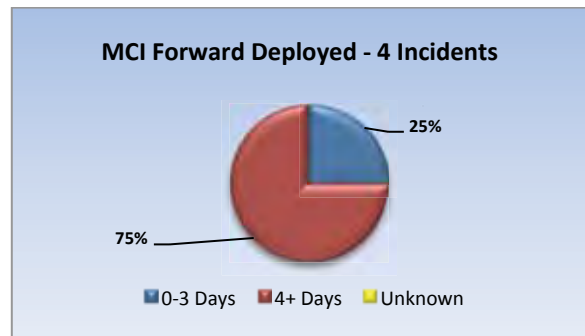
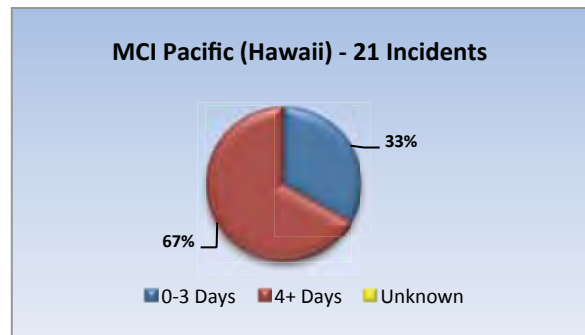
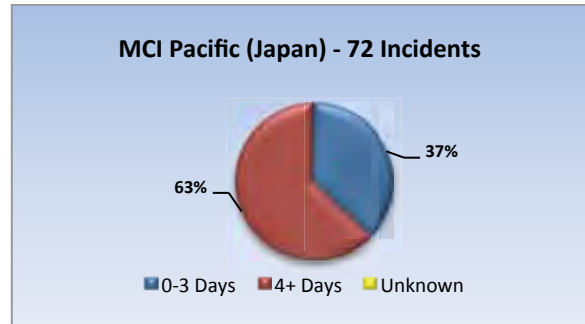


- Incidents of *Sexual Assault*, *Aggravated Sexual Contact*, and *Abusive Sexual Contact* were much more likely to occur on base.
- Incidents of *Rape* were slightly more likely to occur on base.
- Incidents in the following MCI regions occurred more often on base: West, East, Pacific - Japan, Pacific - Hawaii, and Forward Deployed.
- All other regions experienced a more equal ratio of on and off base crimes.

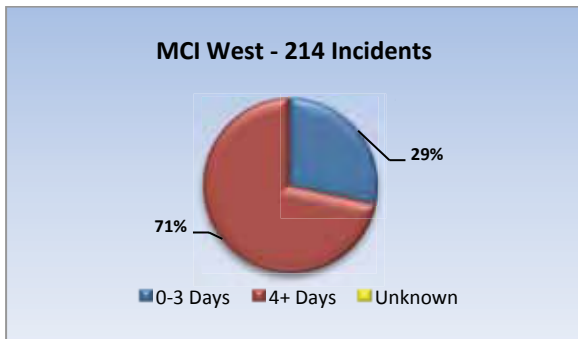
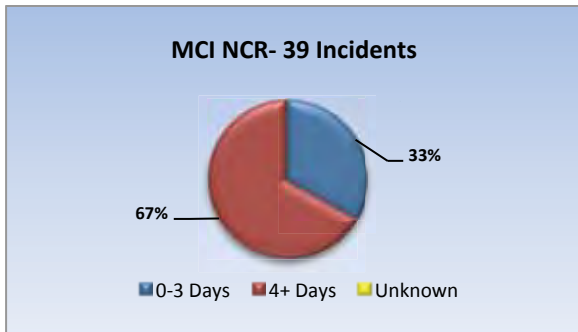
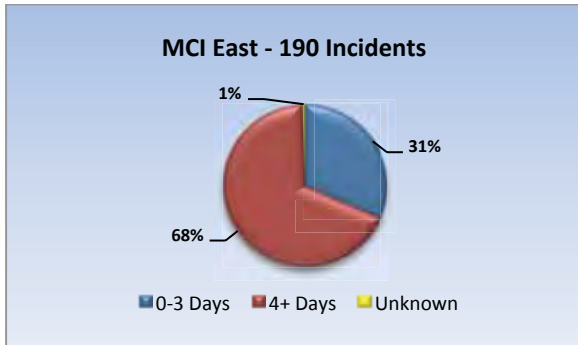
Delayed Reporting Trends

The graphs below depict the number of adult sexual assault incidents reported in each of the MCI regions segmented by the number of days the victim waited prior to reporting.

OCONUS

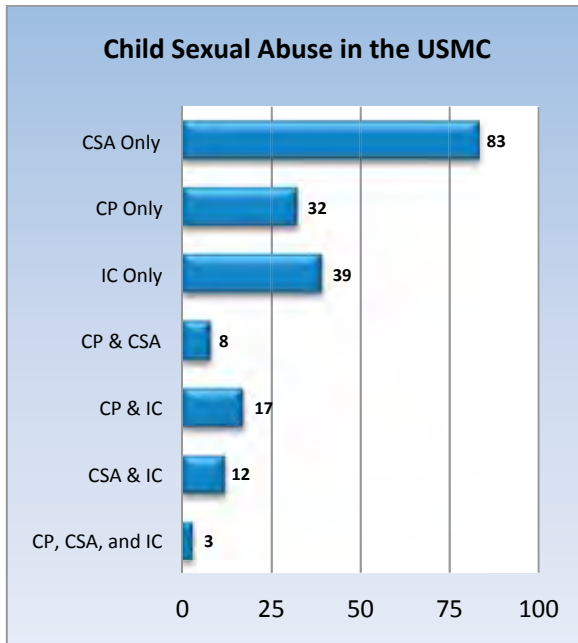


CONUS



CHILD SEXUAL ABUSE

In CY 2016, 419 child sexual abuse offenses were reported in the DON, with 194 of these offenses affecting the USMC³³. This is a 4 percent increase from CY 2015. The child sexual abuse reported in the USMC in CY 2016 is delineated below in the following categories: Contact Sexual Abuse (CSA), Child Pornography (CP), and Internet Contact (IC).



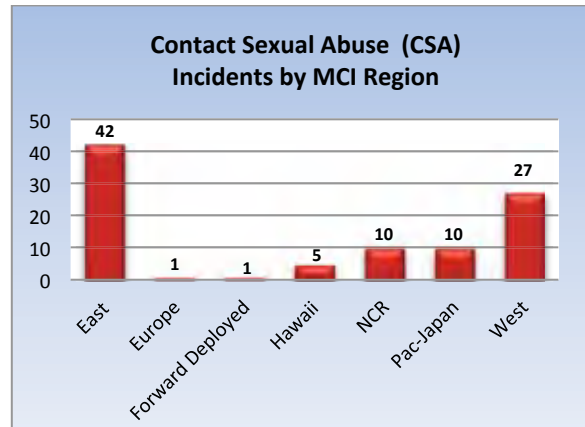
Contact Sexual Abuse

Child contact sexual abuse (CSA) includes sex crimes where the victim is a under the age of 16. Rape, attempted rape, carnal knowledge, attempted carnal knowledge, molestation, sodomy, aggravated assault with intent to commit sodomy, indecent acts not amounting to sodomy, and other sex related crimes (incest, indecent exposure, obscene telephone calls, voyeurism, etc.) are offenses included in this category.

³³ Count for total child sexual abuse offenses is based on how many victims were involved in the investigations as some investigations involved multiple victims who each experienced different types of abuse.

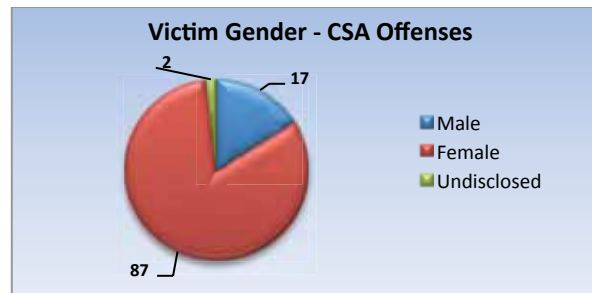
Location

- The majority of CSA incidents³⁴ were committed in the Marine Corps Installation (MCI) East and MCI West regions.
- 52 percent of CSA cases occurred off base, with 33 percent on base and 15 percent at an undisclosed location or multiple locations.
- 61 percent occurred in a residence.



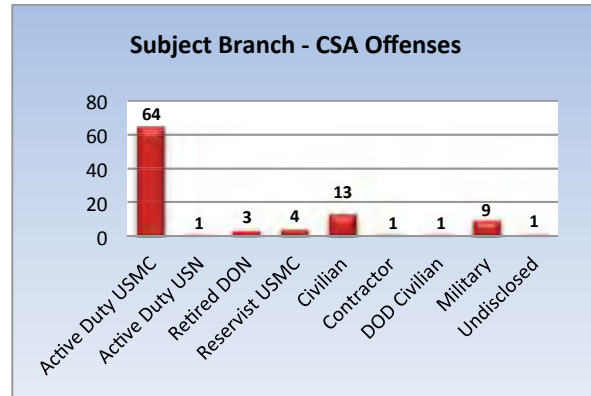
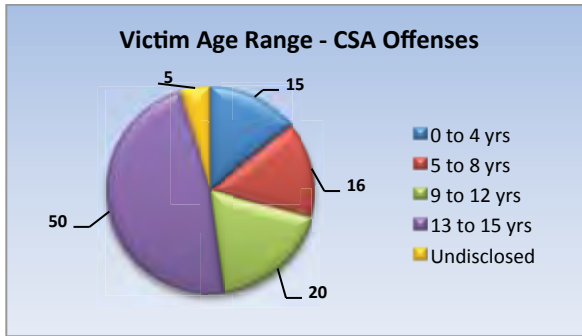
Victim Characteristics³⁵

- 82 percent of CSA offense victims were female.
- The highest percentage of victims was between the ages of 13 and 15 years (47 percent).



³⁴ Count for location data is based on the number of investigations. Investigation counts were also used for the subsequent child pornography and internet contact sections.

³⁵ Due to the presence of multiple victims and subjects associated with CSA cases, the victim and subject counts will be higher than the incident count. Multiple victims and subjects were also associated with the child pornography and internet contact sections that follow.

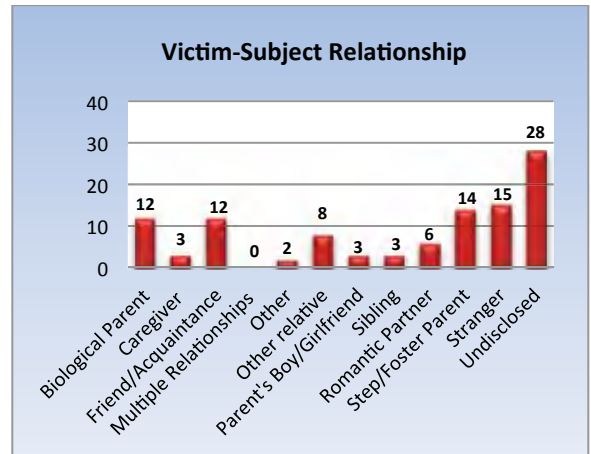
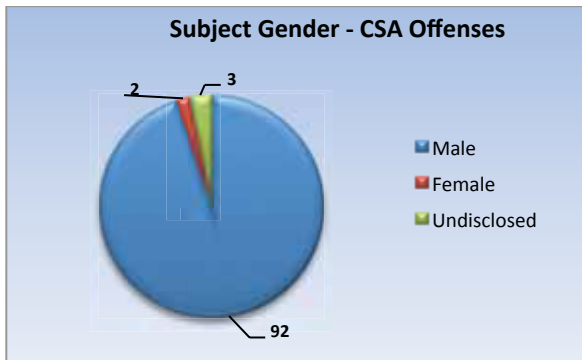


Subject Characteristics

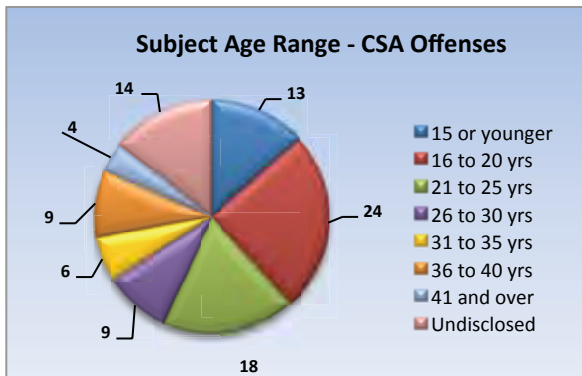
- 95 percent of subjects were male.
- The majority of subjects were 25 years of age or younger, with 25 percent between the ages of 16 and 20, 19 percent between the ages of 21 and 25, and 13 percent age 15 and younger.
- 66 percent of subjects were active duty USMC members and 28 percent were civilians.

Relationships

- Common victim-subject relationships include stranger, step/foster parent, biological parent, and friend or acquaintance.
- 28 of the relationships (26 percent) were undisclosed and/or unknown.



*The above chart, reflecting the victim's relationship to the subject, is based on the total number of sexual contact victims.

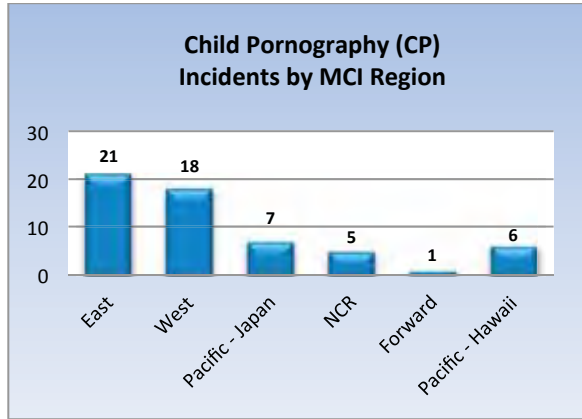


Child Pornography

Child pornography offenses (CP) include incidents of making, selling, or transmitting obscene objects, writings, pictures, or photographs (includes images in digital files), where the image is of a child under the age of 18 years.

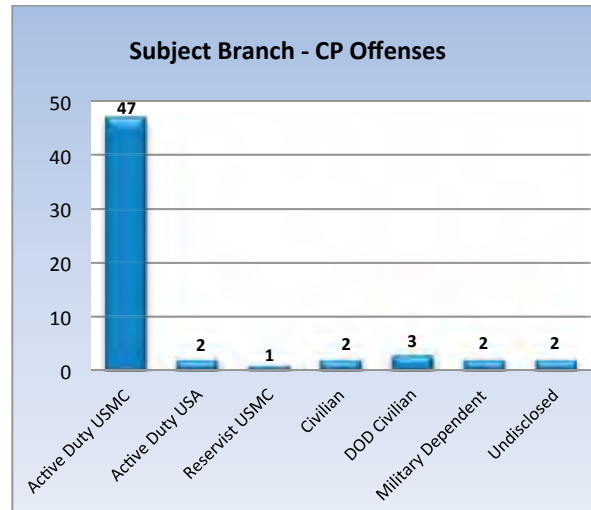
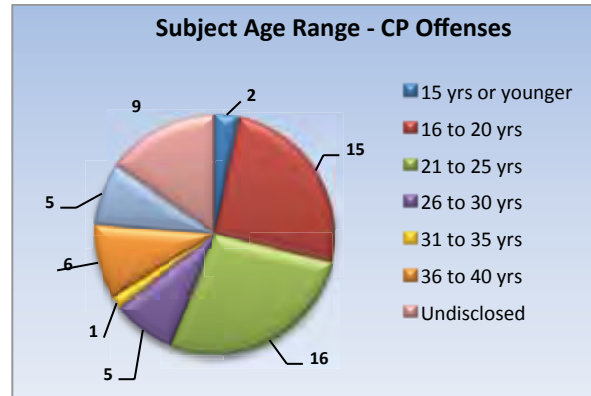
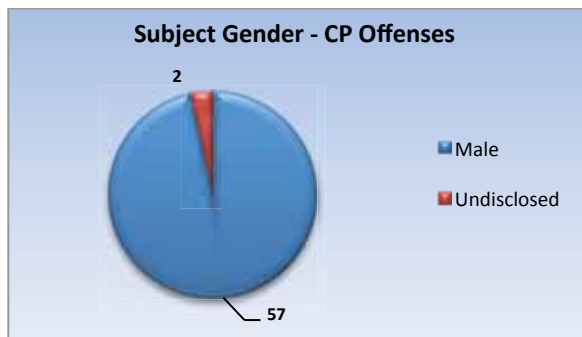
Location

- The majority of CP incidents³⁶ were committed in the MCI East and West regions, with 1 incident occurring in the Forward Deployed region.



Subject Characteristics

- 97 percent of subjects involved in CP were male and the genders of 2 were not identified; no subjects were female.
- The majority of subjects were ages 16 to 25, with 28 percent between the ages of 21 and 25 and 26 percent between the ages of 16 and 20.
- 80 percent of subjects were active duty USMC members and 12 percent were civilians.



Internet Contact

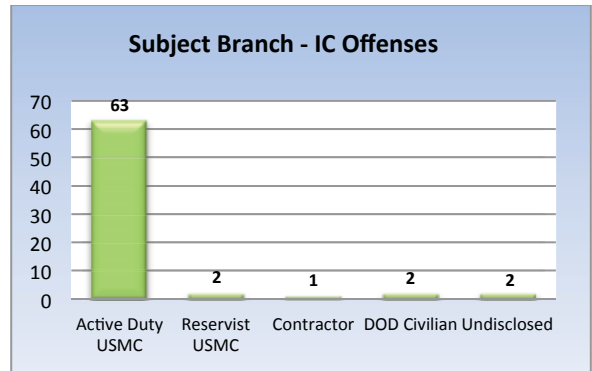
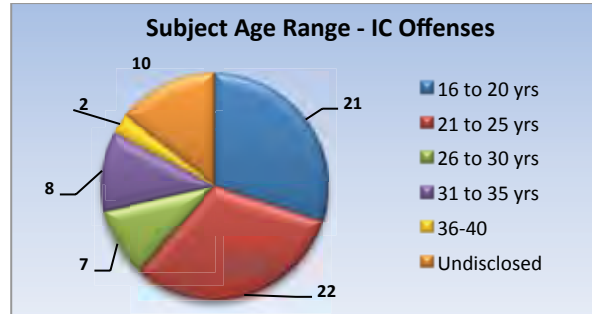
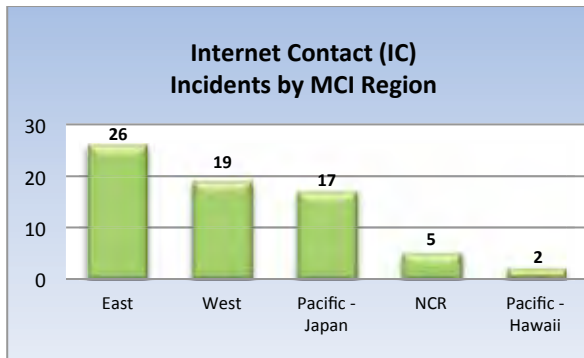
Seventy-one internet contact (IC) offenses affected the USMC in CY 2016, a decrease of 3 percent from CY 2015. IC offenses include incidents in which an adult communicates with either a child under the age of 18, or an undercover officer/agent who is posing as a child under the age of 18, over the internet for the purpose of one or more of the following:

- Conversations of a sexual nature.
- Requests for sexual/nude photographs and/or videos of the victim.
- Subjects sending sexual/nude photographs and/or videos to the victim.
- Solicitation of a minor to meet in person for sexual acts.

³⁶ Location data is calculated by incident/investigation count.

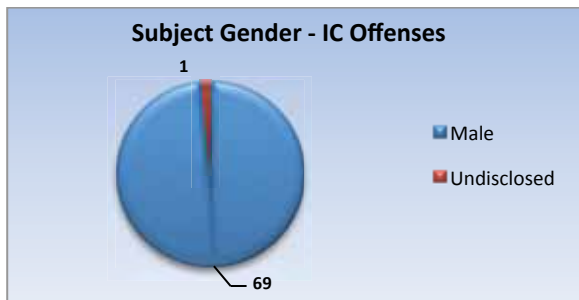
Location

- The majority of IC incidents³⁷ occurred in the MCI East, followed by the West and Pacific – Japan MCI regions.
- MCI East cases increased from 11 to 29 from CY 2015 to CY 2016.
- MCI Pac – Japan cases decreased from 28 to 17 since CY 2015.



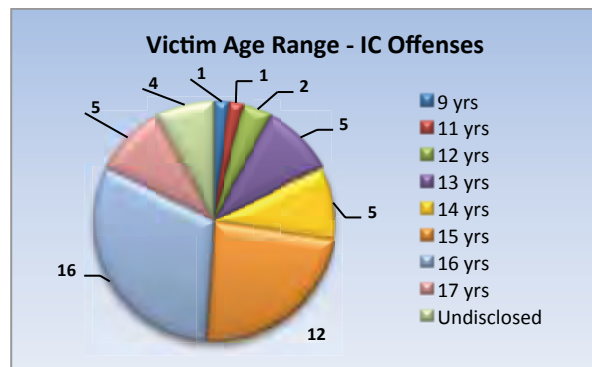
Subject Characteristics

- 69 of the 70 subjects involved in IC cases were male; the gender of the remaining subject was not identified.
- The majority of subjects were ages 16 to 25 (61%).
- 90 percent of subjects were active duty USMC members and 4 percent were civilians.



Victim Characteristics

- 20 of the 71 “victims” in the IC cases were undercover agents (UC) or officers only (no child victim involved).³⁸
- 51 child victims were involved in IC cases.
 - 49 child victims were female and 2 were male.
 - The child victims ranged in age from 9 to 17 years.

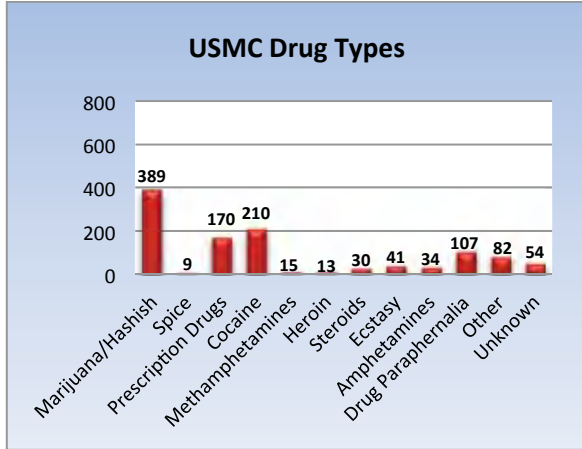


³⁷ Location data is calculated by incident/investigation count.

³⁸ Numbers reflect NCIS’ ongoing proactive efforts to identify and mitigate instances of internet contact by child predators.

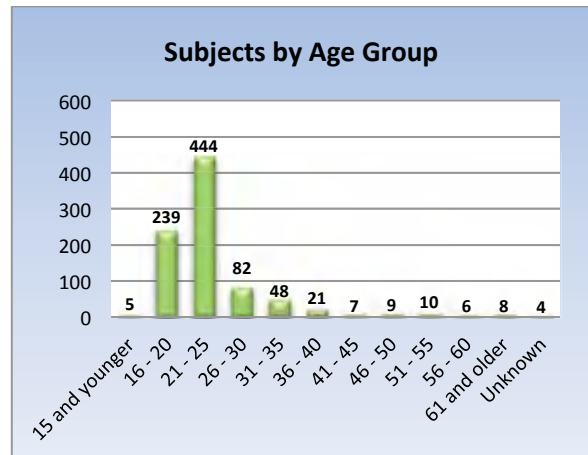
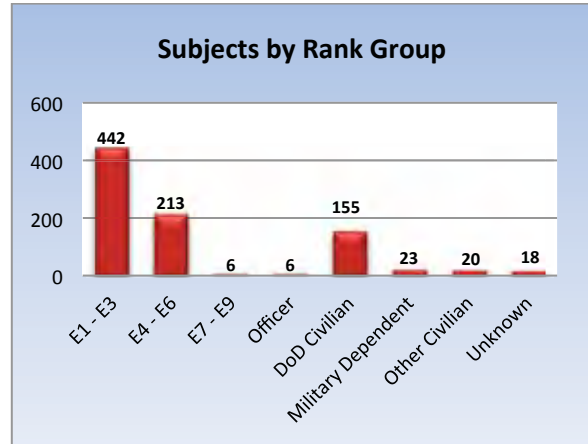
NARCOTICS

The USMC accounted for 883 of the 1,693 DON narcotics subjects reported in CY 2016. The following graph depicts the drug types associated with those subjects.³⁹



- 130 subjects were involved with multiple drugs.
- Offenses involving Marijuana, Spice, Ecstasy, Methamphetamines and Amphetamines decreased in CY 2016.
- Offenses involving Prescription Drugs, Cocaine and Steroids increased slightly during CY 2016.

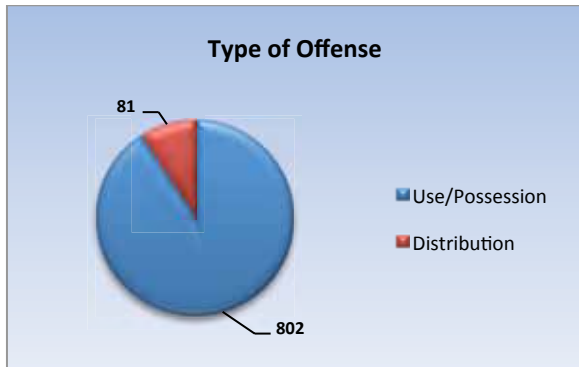
Similar to the USN, the average rank of active duty USMC subjects fell within the E1-E3 rank group and the average age ranged between 21-25 years old.



- The most prevalent locations where drugs were discovered included barracks or residences, government and military buildings, and entry and/or exit gates.
- Other locations included vehicles, parking lots, and hotels/motels.

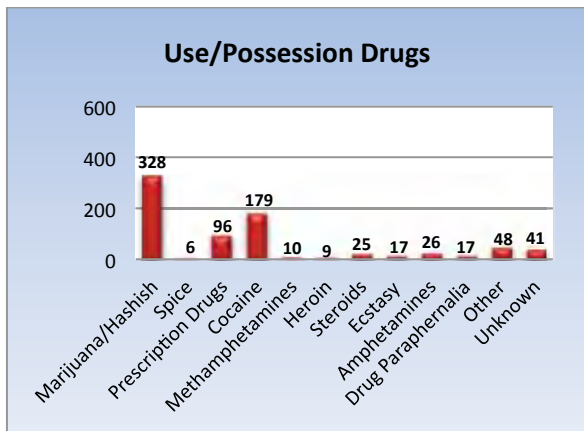
³⁹ The "Other" category includes LSD, PCP, Peyote, Mushrooms, Salvia Divinorum, Human Growth Hormones and other synthetic or over-the-counter drugs. The "Unknown" category is the result of the reporting official not providing sufficient identifying information about the narcotic(s) involved in the incident.

The majority of subjects were involved in the use and/or possession of narcotics as opposed to distribution.



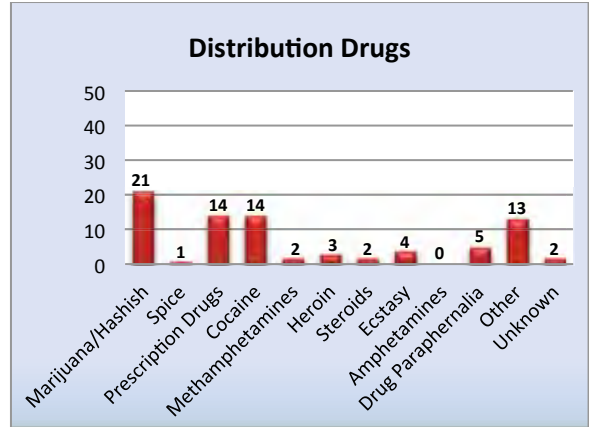
Use/Possession

Marijuana remained at the top spot as the drug of choice in the USMC Use/Possession category, followed by Cocaine and Prescription Drugs. There were 110 subjects who abused multiple drug types. The following graph depicts all the drugs in this category.



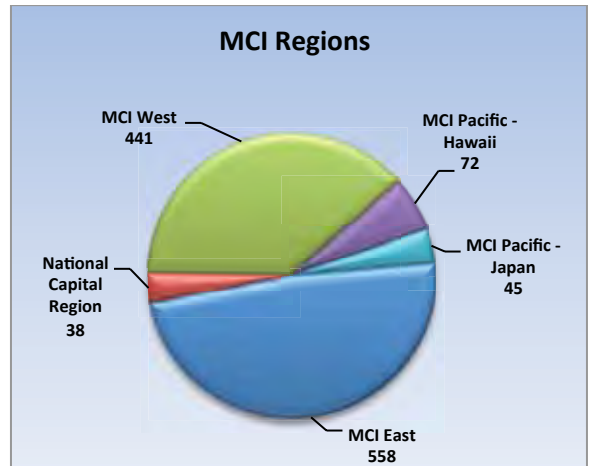
Distribution

The drug most prevalent in USMC distribution investigations was Marijuana. There were 20 subjects that dealt in two or more drugs.



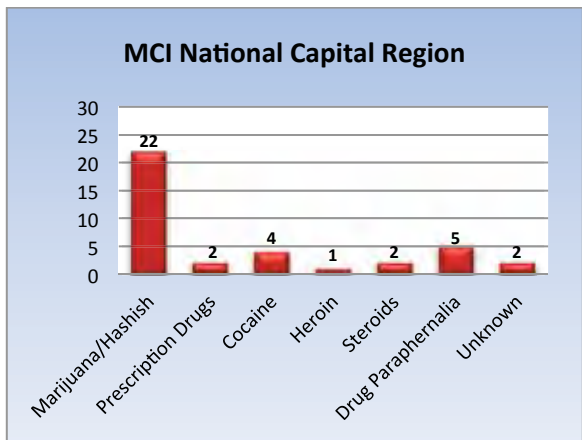
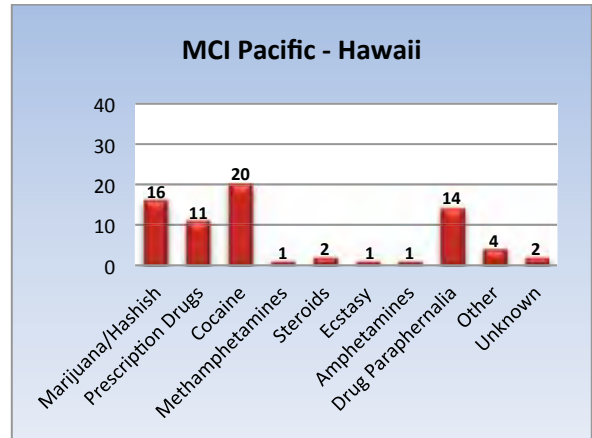
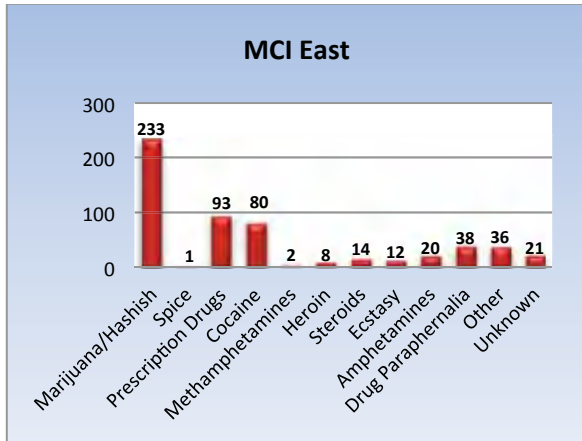
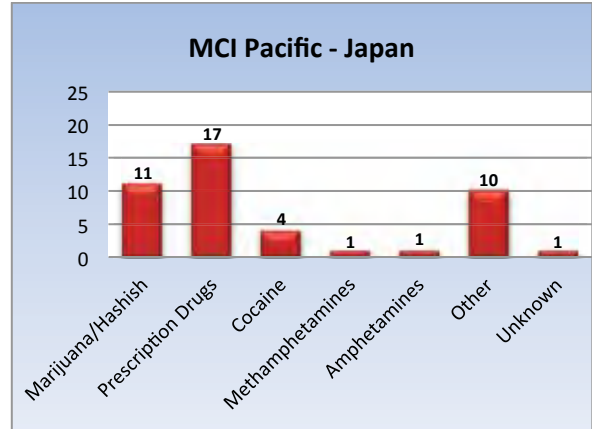
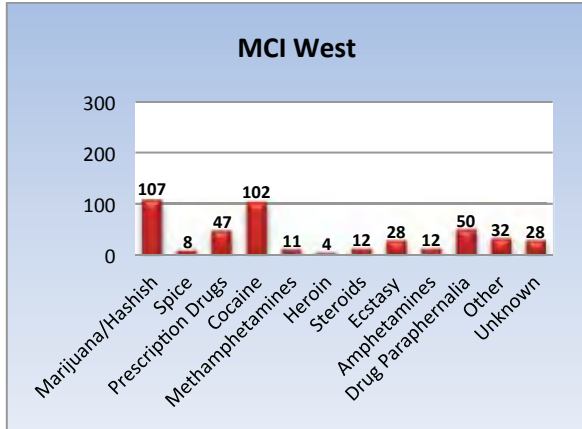
Marine Corps Installation (MCI) Regions

The following chart depicts USMC drug reports/ investigations by location.



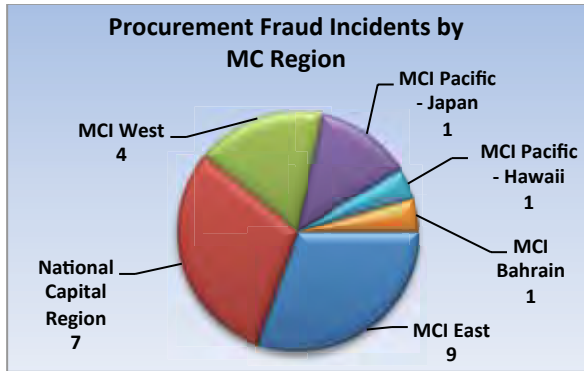
The following five graphs provide a detailed breakdown of each region.

- The majority of reports/investigations were generated in the MCI East and MCI West regions.
- The drugs most prevalently abused were Marijuana, followed by Cocaine and Prescription Drugs.
- The majority of offenses involving Marijuana, Prescription Drugs and Cocaine were reported in the MCI East region.
- Most offenses reported in the MCI West region involved Marijuana and Cocaine.





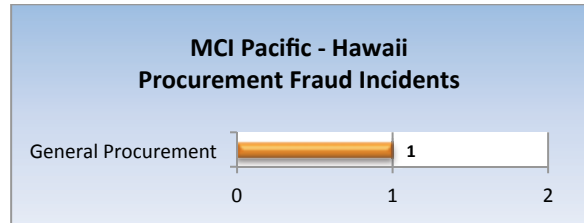
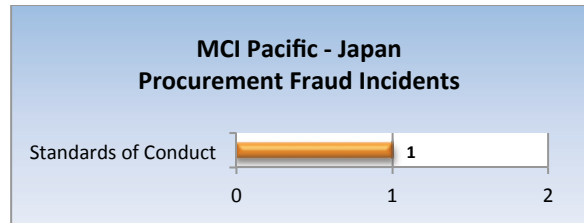
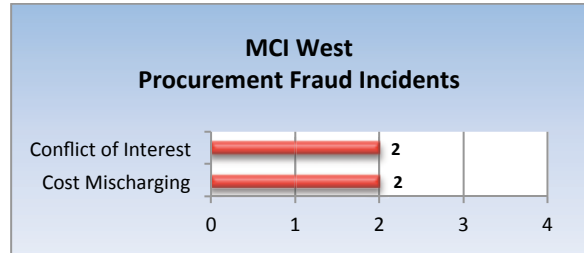

PROCUREMENT FRAUD

In CY 2016, a total of 23 procurement fraud incidents were reported by USMC-related offices and commands. The following chart provides an overview of the procurement fraud reporting in the Marine Corps Installation (MCI) regions.⁴⁰



- The majority of procurement fraud incidents were reported in the MCI East region, followed by the MCI National Capital region.
- Bribery, along with corruption, specifically cost mischarging, were most commonly reported within these regions.
- An investigation initiated pursuant to DoD IG Hotline complaint alleging DLA employees were receiving significant bribes from commercial carriers in return for favoritism and profitable loads of US Government property. Multiple suspects were convicted of wire fraud, theft of government property, and obstructing justice. They received multi-year prison sentences, and were ordered to pay \$22,088,069 in restitution.


The following graphs provide an overview of procurement fraud incidents reported within each of the MCI regions.



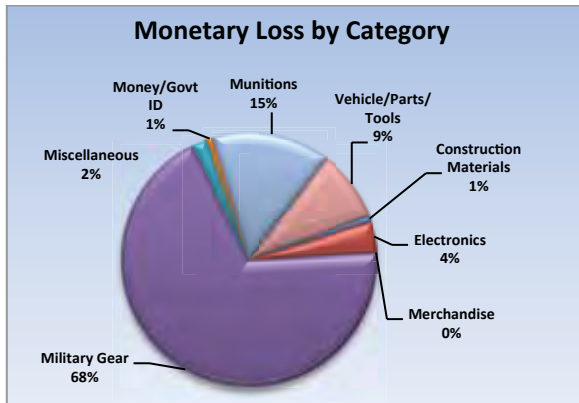
⁴⁰ General procurement fraud pertains to criminal irregularities in connection with the procurement, administration, or disposition of U.S. Government property or services not otherwise defined in other procurement fraud areas reported herein.

PROPERTY

The USMC accounted for 521 of the 1,641 property crime reports/investigations in the DON, a decrease of 18 percent from CY 2015. The following graph depicts the overall numbers for the property type categories.⁴¹



For those USMC-related cases where loss value was reported, the property loss to the U.S. Government was estimated at \$1,636,086. The following chart illustrates the percentage of monetary loss in each category, with the "Unknown" category excluded.⁴²




- The largest monetary loss occurred from the theft of Military Gear, which comprised 68 percent of the USMC-reported loss.

⁴¹ The construction materials category also includes construction equipment/machinery.

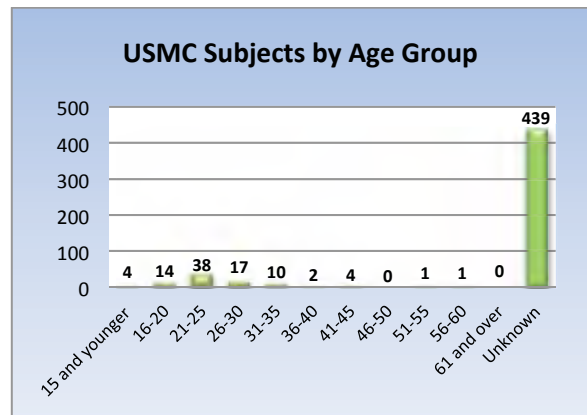
⁴² The number of unknown property types is primarily attributed to lack of specifics provided by USN and USMC law enforcement reporting within CLEOC.

A total of 944 subjects of the overall DON-reported property crime reports/investigations were not identified. Of the remaining 800 identified subjects, the USMC accounted for 11 percent of them.

- Active duty personnel in the enlisted ranks E1-E6 comprised approximately 76 percent of the subjects identified in incidents affecting the USMC.

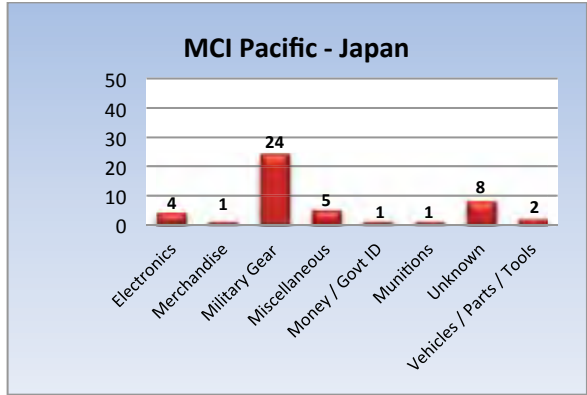
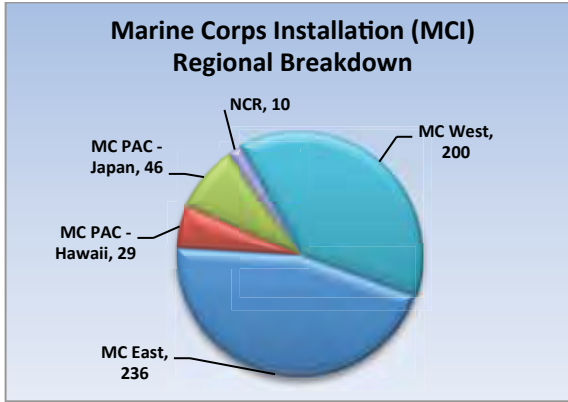


- Fifty-five percent of the subjects where age was identified were between the ages of 16-25.

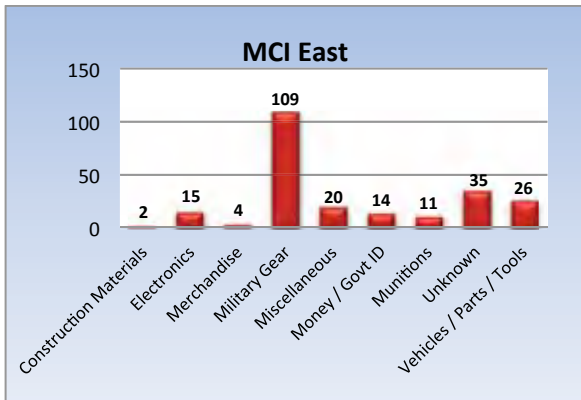
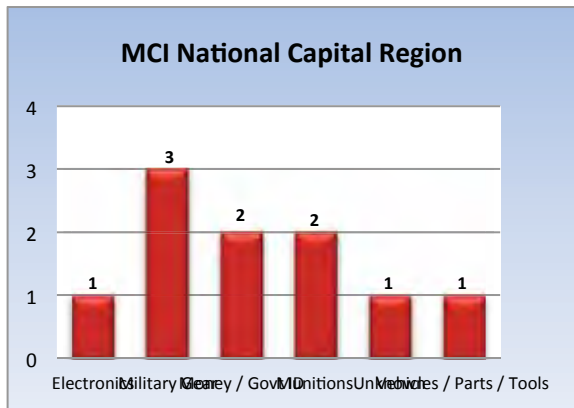
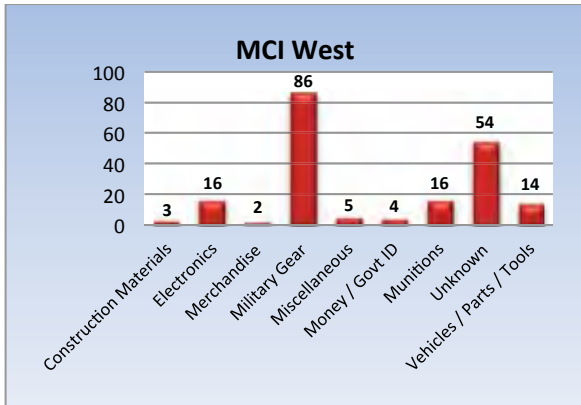
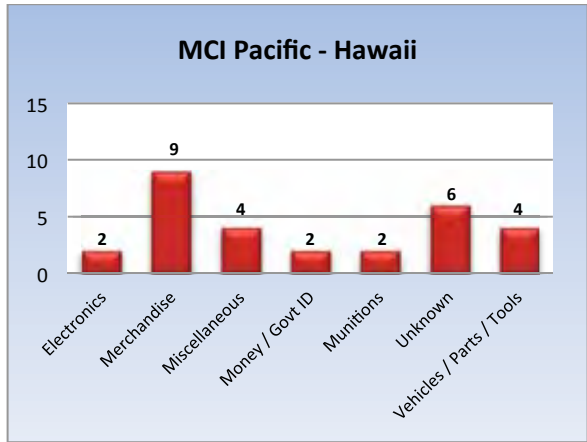


Marine Corps Installation (MCI) Regions

The following chart depicts overall property crime offenses for those reports/ investigations originating from the respective MCI regions.



The majority of reports/ investigations were generated in the USMC regions East and West, with the most prevalent loss involving Military Gear. The following five graphs provide a detailed breakdown of the stolen property types for each region.



USMC INVESTIGATIVE HIGHLIGHTS

This section highlights the outcome of several significant criminal investigations impacting the USMC during CY 2016.

Death

MARINE SENTENCED TO 15 YEARS FOR 2ND DEGREE MURDER AND FELONY CHILD ABUSE

On July 6, 2016 a Marine Corps Sergeant (subject) was sentenced in Federal court to 15 years in prison after being found guilty of 2nd degree murder and felony child abuse. NCIS initiated an investigation in February 2013 upon notification from Naval Hospital Camp Lejeune, North Carolina, of the suspected physical abuse of a male infant who died as a result of serious injuries to his skull. The subject confessed to NCIS Special Agents to striking the infant's head against the arm of a chair causing the skull fractures because the infant would not stop crying. The subject was administratively separated from the Marine Corps as a result in April 2013.

Adult Sexual Assault

MARINE SENTENCED TO 8 YEARS CONFINEMENT AFTER CONFESSING TO RAPE

On October 21, 2016 a Marine Corps Lance Corporal (subject) was sentenced at a general court-martial aboard Camp Pendleton, California, to eight years of confinement, reduced to E-1, and ordered to forfeit all pay and allowances after being found guilty of sexual assault. Upon completion of his sentence, he will be given a dishonorable discharge and must register as a sex offender. NCIS initiated an investigation in July 2016 when a civilian reported she was raped by a Marine aboard Camp Pendleton. Witness statements led to the identification of the subject and analysis of DNA evidence corroborated the identification. The subject later confessed to the rape during an interview with NCIS.

MARINE SENTENCED TO 15 YEARS CONFINEMENT FOR RAPE

On May 19, 2016 a Marine Corps Corporal (subject) was sentenced at a general court-martial to 15 years of confinement, reduced to E-1, and ordered to forfeit all pay and allowances after pleading guilty to rape. He was also given a dishonorable discharge and must register as a sex offender. Per a pretrial

agreement, his confinement is capped at five years. In March 2015, a female civilian reported to the Fawkner Police Station in Victoria, Australia, that the subject raped her while she was vacationing in Hawaii in June 2014. He confessed to kissing her, but denied raping her. Through further investigation, the presence of the subject's DNA was found to be on the victim.

MARINE SENTENCED TO 3 YEARS CONFINEMENT FOR ABUSIVE SEXUAL CONTACT

On February 24, 2016, a Marine Corps Lance Corporal (subject) was sentenced at a general court-martial aboard Marine Corps Air Ground Combat Center (MCAGCC) Twenty-nine Palms, California, to three years' confinement, reduced to E-1, and ordered to forfeit all pay and allowances after being found guilty of abusive sexual contact. He was also given a dishonorable discharge and must register as a sex offender. NCIS initiated an investigation in June 2015 when a Marine corporal reported that after passing out from drinking in an on-base barracks room aboard MCAGCC Twenty-nine Palms, he awoke to find the subject sexually assaulting him. A confession by the subject and his DNA found on the victim's clothes confirmed the allegations.

Child Sexual Abuse

MARINE SENTENCED TO 5 YEARS FOR POSSESSION OF CHILD PORNOGRAPHY

On Oct. 31, 2016, a Marine Corps Lance Corporal (subject) was sentenced at a general court-martial to five years of confinement, reduced to E-1, and ordered to forfeit all pay and allowances after being found guilty of possession of child pornography. He was also given a dishonorable discharge and must register as a sex offender. In February 2015, NCIS initiated an investigation when another Marine reported he observed more than 200 images of suspected child pornography on the subject's personal cellphone. Forensic analysis of the subject's digital media resulted in the discovery of 10 known images of child pornography and more than 800 images of suspected child pornography.

MARINE SENTENCED TO 4 YEARS CONFINEMENT FOR ATTEMPTED SEXUAL ASSAULT OF A CHILD AND PRODUCTION AND DISTRIBUTION OF PORNOGRAPHY

On March 2, 2016, a Marine Corps Staff Sergeant (subject) was sentenced at a general court-martial aboard Camp Foster in Okinawa, Japan, to four

years' confinement, reduced to E-1, and ordered to forfeit all pay and allowances after pleading guilty to attempted sexual assault of a child, attempted lewd acts with a child, indecent exposure, soliciting the production and distribution of child pornography, and leaving his appointed place of duty. He was also given a dishonorable discharge and must register as a sex offender. On January 6, 2016, the subject solicited nude photographs from someone he thought was 14 years old, sent nude images of him, and expressed interest in meeting to engage in sexual activity. The subject drove to what he thought was the girl's home and was immediately taken into custody.

Narcotics

MARINE SENTENCED TO 4 YEARS FOR MULTIPLE DRUG CHARGES

On April 1, 2016 a Marine Corps Lance Corporal (subject) was sentenced at a general court-martial aboard Marine Corps Air Station Miramar, California, to four years' confinement, reduced to E-1, and ordered to forfeit all pay and allowances after being found guilty of multiple drug possession and distribution charges. A search of the subject's off-base residence resulted in the seizure of a quarter-pound of marijuana, two grams of crystallized MDMA, 108 capsules of MDMA, 38 pills of ecstasy, a digital scale, and other drug paraphernalia consistent with the distribution of controlled substances.

MARINE FOUND GUILTY OF NARCOTICS USE AND DISTRIBUTION, CHILD ENDANGERMENT AND ADULTERY

On October 21, 2016, a Marine Corps Gunnery Sergeant (subject) was sentenced at a general court-martial aboard Camp Pendleton, California, to one year of confinement, including three months of hard labor, and was reduced to E-1 and ordered to forfeit all pay and allowances after being found guilty of charges related to the use and distribution of controlled substances, child endangerment, and adultery. He was also given a bad conduct discharge. NCIS initiated an investigation upon notification from the subject's command of allegations that he used cocaine on several occasions at his off-base residence. His wife subsequently provided videos of him using and packaging suspected cocaine at his residence. A search of the subject's residence resulted in the discovery of cocaine on a mirror used by the subject.

MARINE STAFF SERGEANT PLEADED GUILTY TO NARCOTICS DISTRIBUTION CHARGES

On March 30, 2016, a Marine Corps Staff Sergeant (subject) was sentenced at a general court-martial aboard MCB Camp Lejeune, North Carolina, to nine months of confinement, reduced to E-1, and ordered to forfeit all pay and allowances after pleading guilty to distribution of narcotics. He was also given a bad conduct discharge. NCIS initiated an investigation in October 2015 upon notification that a staff non-commissioned officer sold marijuana to junior Marines. A search warrant executed with the Onslow County, North Carolina Sheriff's Office resulted in the seizure of marijuana, scales, pipes, and baggies, as well as 500 rounds of .45 caliber ammo and 710 rounds of 5.56mm ammunition, which were determined to be property of the Marine Corps.

Procurement Fraud

FORMER CONTRACTING OFFICIAL SENTENCED TO 30 MONTHS FOR BRIBERY

On January 8, 2016, a former U.S. Department of Defense (DoD) contracting official (subject) was sentenced in Virginia district court to 30 months in prison after pleading guilty to charges of bribery and tax evasion related to a bribery scheme involving U.S. government contracts in Iraq. According to admissions made in a plea agreement, in August 2004, the subject was a contracting official at the Iraq/Afghanistan Joint Contracting Command in the U.S. Embassy in Baghdad when the owner and CEO of a contracting company based in Jordan offered to pay him a total of \$1 million in return for assistance in obtaining U.S. government contracts for major electrical construction projects and related services in Iraq. The contractor made an initial cash payment of \$50,000 in a paper sack, which was handed to the subject inside the "Green Zone" of the U.S. Embassy compound. With the subject's assistance, the contractor's companies subsequently received at least 15 contracts, with a total value of more than \$28 million awarded to the companies. In addition to the initial payment, the contractor later sent funds to the subject via wire transfers that totaled more than \$455,000 and paid for other items valued at more than \$70,000. The subject did not declare any of this income on his filed Federal tax returns. The investigation was initiated in 2013 upon notification of suspicious financial transactions involving the subject, who was then a Marine Corps civilian working as a business and technical management

professional aboard Marine Corps Systems Command in Quantico, Virginia. The investigation was led by the Special Inspector General for Afghanistan Reconstruction, with support from NCIS, the Army Criminal Investigation Command, the Defense Criminal Investigation Service, and the Internal Revenue Service.

Property Crime

MARINE CORPS CORPORAL FOUND GUILTY OF WRONGFUL SALES OF MILITARY PROPERTY OVER \$500

In August 2016, a Marine Corps Corporal (subject) was found guilty on three counts of Article 108 (Wrongful Sales of Military Property Over \$500.00) at a general court-martial. He was given three months hard labor, restriction to Camp Lejeune, North Carolina for fertility appointments, a bad conduct discharge, reduction to the rank of E-1, and fined \$425. On September 1, 2015, the USMC Criminal Investigation Division contacted NCIS relating that the subject attempted to sell 200 Knights Armament sights to a pawn shop in Jacksonville, North Carolina for \$2,000. Initial information revealed that 400 Knight Armament sights worth approximately \$57,472 were missing. Following further investigation and numerous interviews, 40 of the 400 Knights Armament sights were found to be sold by the subject and were recovered from three different pawn shops.

TWO MARINE CORPS SERGEANTS FOUND GUILTY TO THEFT OF BRASS SHELL CASINGS

On August 30, 2016 a Marine Corps Sergeant (subject) was sentenced at a general court-martial to 18 months of confinement, reduced to E-1, and ordered to pay a \$25,000 fine after pleading guilty to conspiracy, larceny, distribution of a controlled substance, willful dereliction of duty, and adultery. He was also given a bad conduct discharge. Per a pre-trial agreement, the subject's confinement is capped at 12 months. NCIS initiated an investigation with the Marine Corps Recruit Depot (MCRD) Parris Island, South Carolina, Provost Marshal's Office and

Marine Corps Criminal Investigations Division upon notification of the suspected theft of \$30,000 of expended brass shell casings from the Hazardous Material and Recycling Storage Facility aboard the base. During an unrelated narcotics investigation the subject was identified as one of several suspects believed to be stealing the casings as part of a scheme to sell them to a recycling center in Jacksonville, Florida. Another Marine Corps Sergeant (co-subject) was sentenced at a special court-martial to a reduction from E-5 to E-4 and was administratively discharged.

MARINE CORPS FINANCE CENTER EMPLOYEE ADMITS TO THEFT OF GOVERNMENT MONEY

On February 5, 2016, a former Marine Corps Finance Center (MCFC) employee (subject) pleaded guilty in Federal court to embezzlement by a Government employee after stealing more than \$100,000 owed to Marine Corps personnel after they left service. According to her plea agreement, the subject, a former supervisor at the MCFC in Kansas City, Missouri, admitted that from July 2014 to May 2015, she diverted \$109,138 to personal bank accounts and used the money for various personal reasons. NCIS initiated the investigation in August 2015 when the Defense Finance and Accounting Service reported a former Marine had asked about a payment he did not receive. NCIS discovered the man's information had been changed by someone using a computer code assigned to the subject and the money was deposited into one of her accounts. Additional investigation revealed payments owed to eight people were diverted the same way. When questioned by NCIS, the subject confessed to the thefts. On July 21, 2016, the subject was sentenced to five years' probation and ordered to spend six consecutive weekends in jail. She was also ordered to pay the U.S. Government \$120,536.79 in restitution.

www.ncis.navy.mil

UNCLASSIFIED