

DEPARTMENT OF NAVY

ANNUAL CRIME REPORT 2013



UNCLASSIFIED//FOR OFFICIAL USE ONLY

DEPARTMENT OF THE NAVY ANNUAL CRIME REPORT 2013

Printed Annually
Naval Criminal Investigative Service
Department of the Navy
Marine Corps Base Quantico, VA



Copies available from:
Naval Criminal Investigative Service
Criminal Data Analysis Division
Marine Corps Base Quantico, VA 22134

FOREWORD

Reducing crime continues to be a top priority of the Department of the Navy (DON) and the Naval Criminal Investigative Service (NCIS). In order to provide DON senior leadership insight into the crime reported within the DON, this year's Annual Crime Report (ACR) presents a snapshot of six major investigative areas that continue to draw attention and impact DON assets worldwide. This offense-based report is modeled after the Department of Justice - Federal Bureau of Investigation's annual publication of Crime in the United States. Although differing demographics preclude an exact replica of that report, the DON ACR provides a general overview of crime within DON populations using similar offense parameters.

This is the tenth DON ACR produced by the NCIS Criminal Data Analysis Division under the guidance of the Criminal Investigations Directorate. As with the previous editions, the CY 2013 DON ACR is developed from data extracted from the Consolidated Law Enforcement Operations Center (CLEOC), the repository for DON Law enforcement investigative information. The ACR is divided into three major sections. We recommend reading the DON section first, which highlights the overall DON offenses in the six investigative areas, followed by sections focusing on U.S. Navy offenses and U.S. Marine Corps offenses. Each of the service branch sections provides comparisons between Commander, Naval Installation Command regions and Marine Corps regions, respectively.

As law enforcement reporting within the DON continues to evolve, refinement of the methods for data collection, analysis, and presentation will enhance NCIS's ability to carry out the critical assignment of compiling and analyzing pertinent crime statistics.



J. A. Hogan

Executive Assistant Director for
Criminal Investigations & Operations

TABLE OF CONTENTS

EXECUTIVE SUMMARY	1
Crime Volume	1
Two-Year Comparison	1
METHODOLOGY	3
DEATH	4
ADULT SEX CRIME	5
CHILD SEXUAL ABUSE	6
NARCOTICS	7
PROCUREMENT FRAUD	8
PROPERTY	10
UNITED STATES NAVY	11
DEATH	12
Homicide	12
Suicide	13
Accident.	14
ADULT SEX CRIME	17
CHILD SEXUAL ABUSE	23
Contact Sexual Abuse	23
Child Pornography.	25
Internet Contact	25
NARCOTICS	27
Use/Possession	27
Distribution	28
PROCUREMENT FRAUD	31
PROPERTY	34
UNITED STATES MARINE CORPS	37
DEATH	38
Homicide	38
Suicide	39
Accident.	40
ADULT SEX CRIME	42
CHILD SEXUAL ABUSE	47
Contact Sexual Abuse	47
Child Pornography.	48
Internet Contact	49
NARCOTICS	51
Use/Possession	51
Distribution	52
PROCUREMENT FRAUD	54
PROPERTY	55
CONTACT INFORMATION DIRECTORY	59

DEPARTMENT OF THE NAVY



EXECUTIVE SUMMARY

The Naval Criminal Investigative Service (NCIS) continues to proactively and aggressively confront criminal threats to the Department of the Navy (DON). The *Annual Crime Report (ACR)* examines criminal threats to the Department and enables DON law enforcement entities to recalibrate crime reduction strategies consistent with the most salient threats to DON. This ACR looks at six offense categories: Death, Adult Sexual Assault, Child Sexual Abuse, Narcotics, Procurement Fraud, and Property Crime.

Key Findings

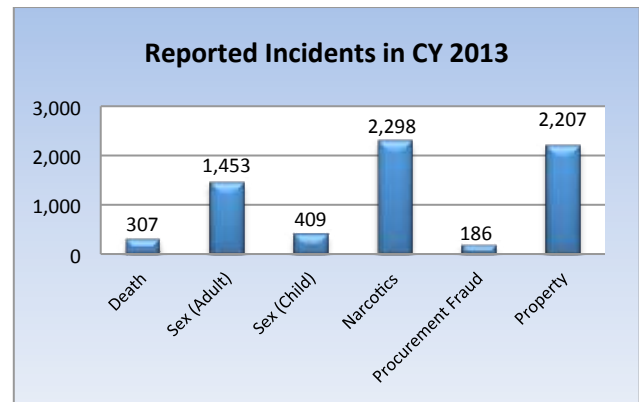
- The number of CY 2013 reported criminal offenses within the DON for Death, Adult and Child Sex Crimes, Narcotics, and Procurement Fraud decreased 6 percent since CY 2012, with sex crimes showing the greatest increase and narcotics showing the greatest decrease.¹
- The overall number of reported homicide deaths increased by 24 percent within the DON from CY 2012 to CY 2013, most of which were caused by gunshot wounds involving Department of Defense civilians. The Navy Yard shootings involved 12 of the 33 firearms related homicide deaths. Absent this specific case, the homicide rate remained relatively constant from CY 2012 to CY 2013.
- Adult Sexual Assault reporting within the DON increased 33 percent from CY 2012 to CY 2013; incidents involving *Sexual Assault* and *Abusive Sexual Contact* had the largest increase in reporting.

¹ Changes to Article 120 of the Uniform Code of Military Justice, along with delayed reports of sexual assaults occurring in prior years contribute to this increase

- Incidents of child sexual abuse involving internet contact increased by 52 percent from CY 2012 to CY 2013.
- The most prevalent drug of choice in both Distribution offenses and Use/Possession offenses was Marijuana in CY 2013.
- Procurement fraud offenses increased 25 percent CY 2012 to CY 2013, with bribery allegations accounting for 20 percent of the offenses.
- Property crime offenses, a new edition for this report, made up approximately 32 percent of the reported offenses. Of the identified property types, retail merchandise and military gear were most commonly reported.

Crime Volume

In CY 2013, a total of 6,860 incidents were reported for the following six investigative areas, as depicted in the graph below. Narcotics and property crime incidents accounted for over half of the total number reported within the DON.

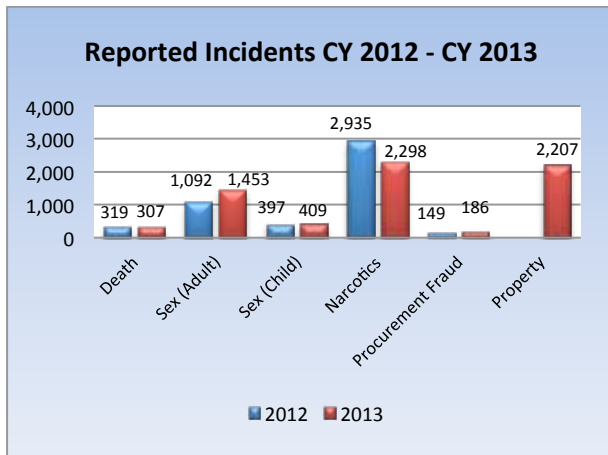


Two-Year Comparison

Property crime was not recorded in the CY 2012 ACR; therefore comparisons were only made for the other 5 investigative areas. From CY 2012

to CY 2013, the overall reported incidents in the five categories covered in this report have decreased by 5 percent.

- Deaths decreased by 4 percent from CY 2012 to CY 2013.
- Sex crime (combining adult and child sexual abuse) increased 25 percent.
- Narcotics offenses decreased 22 percent.
- Procurement fraud allegations increased 25 percent.



METHODOLOGY

This ACR provides an overview of DON crime offenses reported from January 1 through December 31, CY 2013. Six major offense categories are examined: death, adult sex crime, child sexual abuse, narcotics crime, procurement fraud, and property crime, with property crime being a new offense category added to this ACR. Specific crimes within each area are also examined, with the findings reported in detail. The ACR addresses these six offense categories because of their potential to impact the quality of life, operational readiness, and war fighting capabilities of the DON, even though other offenses are also investigated by DON law enforcement.

Navy Security Forces, Marine Corps Provost Marshal's Office, Marine Corps Criminal Investigative Division, and the Naval Criminal Investigative Service (NCIS) are the reporting and investigative entities within the DON. On January 1, 2004, all DON investigative entities began submitting data into the Consolidated Law Enforcement Operations Center (CLEOC). This system serves as the central repository for criminal offense data for the entire DON. Data is entered into CLEOC by DON law enforcement entities located within the continental U.S. (CONUS) and outside the continental U.S. (OCONUS). In CY 2013, NCIS retired the Case Information System (CIS) which had been used to record in-house criminal investigations. As a result, for the current ACR, cases were examined solely from the CLEOC database. For the purposes of this report, each Navy installation and Marine Corps base is assigned to a specific Commander, Navy Installation Command region or Marine Corps region, respectively. It is important to note the information in this report may not be all inclusive due to IT infrastructure challenges and other issues which may impede and/or prevent

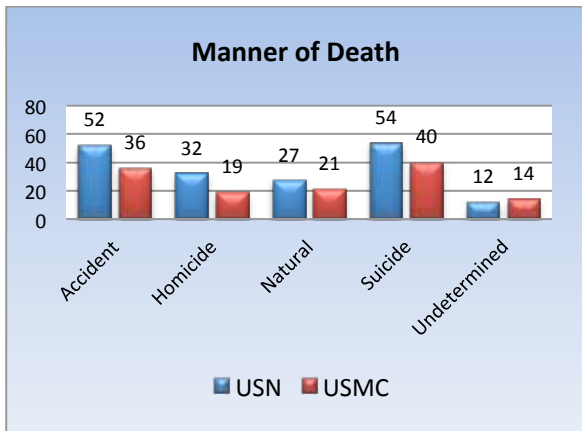
some DON law enforcement entities from contributing to CLEOC.²

Due to limitations in data collection and reporting, several factors should be considered when using CLEOC data. For instance, offense information may be missing or incomplete at the time of this report or may remain unknown despite vigorous investigative efforts. Also, information may be undisclosed due to a number of reasons. For example, victim participation, limited assistance with local law enforcement agencies, and state laws that prevent disclosure of certain information. The following sections further delve into the six investigative areas by highlighting the entire DON, and then the offenses specific to the Navy and the offenses specific to the Marine Corps.

² USN law enforcement reporting into CLEOC is not all inclusive and may not represent the total number of offenses occurring within the USN branch of the DON.

DEATH

There were 307 DON deaths reported in CY 2013. Included in this number are varying combinations of subjects and victims who are active duty military, activated reservists, and civilians with a DON nexus. Incidents of homicide, suicide, accident, natural, and undetermined comprise the overall category of Death.

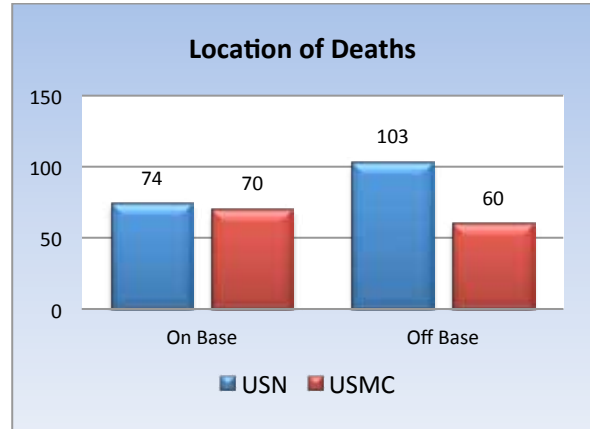


* Cases pending Medical Examiner's determination

- The USN incidence for homicide deaths was higher than the USMC. The Navy Yard shootings accounted for 12 deaths. The amount of suicides and accident deaths for the USN are higher than those of the USMC.
- Of the 60 blunt force accident deaths, 44 were caused primarily by motorized conveyance.
- The USN and USMC each had 2 cases involving murder-suicide.

Location

- There were 2 incidents of suicide and 2 incidents of homicide (Green on Blue) reported in a Forward Deployed region.
- 65 percent of total DON homicides were committed off base.
- Location of suicides varied between the USMC and the USN, with the USMC having a higher rate of on-base occurrences.



Below is a chart showing the causes of death for homicide, suicide and accident deaths broken down by each branch and for DON overall. This represents victims who were active duty military, as well civilians/military dependents.

Cause of Death

Homicide			
	USMC	USN	DON
Gunshot	14	19	33
Blunt Force	1	5	6
Stabbing	1	3	4
Asphyxiation	0	5	5
Unknown	3	0	3
Suicide			
Gunshot	24	31	55
Asphyxiation	14	13	27
Drowning	0	2	2
Blunt Force	1	4	5
Exsanguinations	0	2	2
Drug	0	1	1
Unknown	1	1	2
Accident			
Blunt Force	29	31	60
Drug toxicity	2	8	10
Asphyxiation	1	0	1
Drowning	0	12	12
Fire	1	0	1
Gunshot	2	0	2
Heat Stroke	0	1	1
Unknown	1	0	1

ADULT SEX CRIME

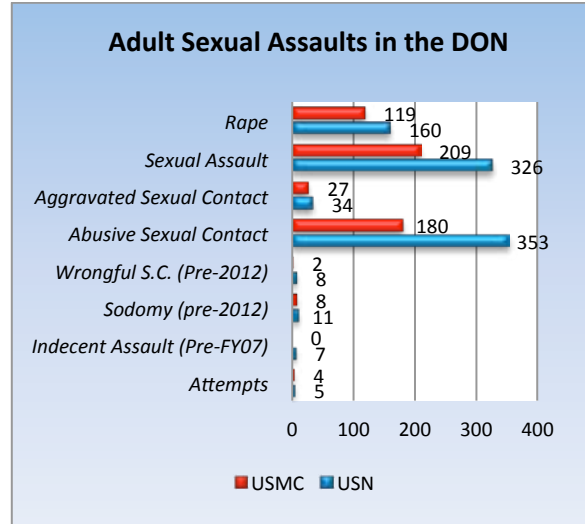
There were 1,453 DON unrestricted adult sexual assault offenses reported in CY 2013. Included in this number are subjects and victims who are active duty military, activated reservists, and civilians with a DON nexus. Below is a quick reference of the latest UCMJ Article 120 offenses described in this section.

A Sexual Act or Sexual Contact with the intent to abuse, humiliate, harass, or degrade any person or to arouse or gratify the sexual desire of any person

- Sexual Act** – Penetration of the vagina, anus, or mouth by the penis or any body part or any object
- **Rape** - Use of force to restrain or compel submission, or cause or threaten grievous bodily harm, or drug or otherwise render unconscious
 - **Sexual Assault** - Use of fraud, fear, or the victim’s incapibility to consent due to sleep, intoxication, or physical/mental defect

- Sexual Contact** – Touching or causing another to touch the genitalia, anus, groin, breast, inner thigh, buttocks, or any other body part
- **Aggravated Sexual Contact** - Use of force to restrain or compel submission, or cause or threaten grievous bodily harm, or drug or otherwise render unconscious
 - **Abusive Sexual Contact** - Use of fraud, fear, or the victim’s incapibility to consent due to sleep, intoxication, or physical/mental defect

The USN employs more personnel compared to the USMC. It is expected that the USN would therefore have more criminal incidents. The amount of *Sexual Assault* and *Abusive Sexual Contact* incidents, represented in the following graph, illustrates this expected trend with the USN having more incidents than the USMC. However, the number of incidents of *Rape* and *Aggravated Sexual Contact* are higher for the USMC than would be expected and reflect only a marginal difference between USN and USMC incidents based on the relative population of each service.



The adult sexual assaults types reported most often are *Rape*, *Sexual Assault*, and *Abusive Sexual Contact*, which together account for 93 percent of all DON Adult Sexual Assault crime.

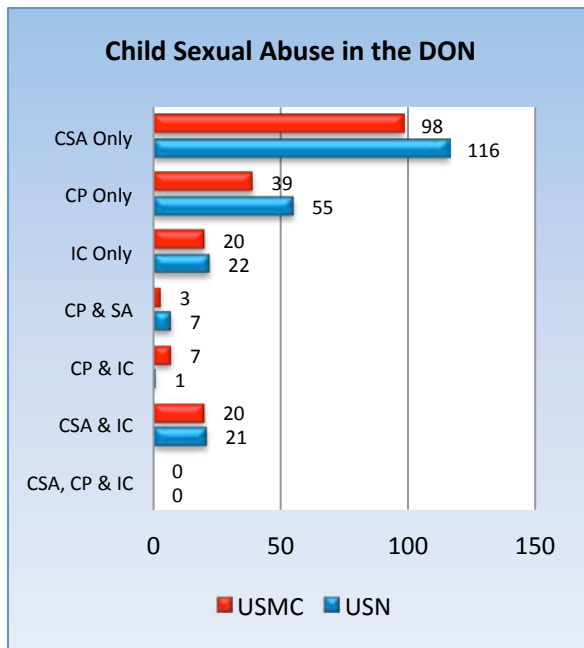
Relationship & Adult Sexual Assault Trends

Both the USN and USMC reported that *Rape* and *Sexual Assault* primarily involve friends/acquaintances while *Abusive Sexual Contact* is reported more by co-workers.

Frequent Relationship Types				
	<i>Rape</i>	<i>Sexual Assault</i>	<i>Agg. Sexual Contact</i>	<i>Abusive Sexual Contact</i>
USN				
Friend/Acquaintance	37 (23%)	161 (49%)	15 (44%)	99 (28%)
Co-Worker	18 (12%)	57 (17%)	7 (21%)	151 (43%)
Spouse	28 (18%)	10 (3%)	4 (12%)	2 (2%)
Stranger	9 (6%)	10 (3%)	3 (9%)	38 (11%)
Undisclosed	50 (31%)	51 (16%)	3 (9%)	35 (10%)
USMC				
Friend/Acquaintance	35 (29%)	78 (37%)	12 (44%)	30 (17%)
Co-Worker	17 (14%)	48 (23%)	8 (30%)	104 (58%)
Spouse	23 (19%)	12 (6%)	1 (4%)	2 (1%)
Stranger	12 (10%)	15 (7%)	3 (11%)	16 (9%)
Undisclosed	18 (15%)	39 (19%)	2 (7%)	16 (9%)

CHILD SEXUAL ABUSE

There were 409 reported incidents of Child Sexual Abuse³ that occurred in CY 2013 within the DON. Included in this number are varying combinations of subjects and victims who are active duty military, activated reservists, and civilians (with a DON nexus). Incidents of contact sexual abuse (CSA), child pornography (CP), and internet contact (IC) comprise the overall category of Child Sexual Abuse.



The USN employs more personnel compared to the USMC. It is expected that the USN would therefore have more criminal incidents. Using the frequency of incidents relative to the total number of incidents for each service branch makes the incidents comparable between the USMC and the USN. Although the total number of offenses involving only contact-related sexual abuse for the USMC is lower than that of the USN, the incident rate is nearly identical due to the number of offenses relative to their respective populations. The USN incident rate for cases involving only child pornography was higher than the USMC and the incident rate for

internet contact crimes was only slightly higher for USMC.

Relationship & Proximity

- Within the USMC, 121 cases involved a contact offense; 145 cases involved a contact offense within the USN.
- Both USMC and USN cases involving contact abuse have similar rates for whether or not a subject is known to their victim.
- Rates regarding the proximity of the victim to the subject (i.e., did victim live with subject) are higher for USN cases than for USMC cases.

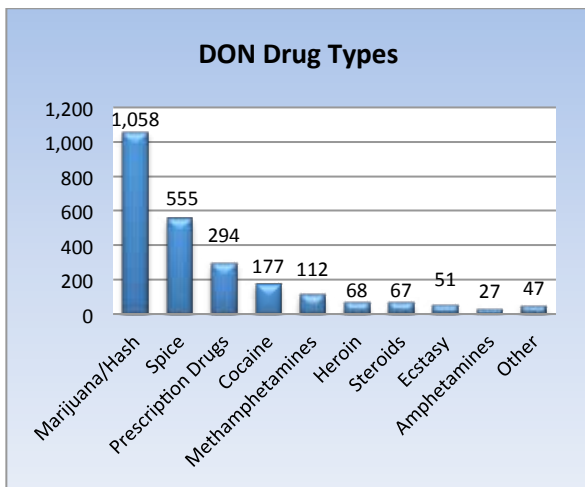
	USMC	USN
Number of Cases involving contact offenses	121	145
Relationship		
Subject previously known to Victim (may or may not have resided together at the time of the incident)	102 (84%)	129 (89%)
Proximity		
Victim and Subject Reside in Same Residence	26 (21%)	51 (35%)

³ Total incident counts are based on victim count.

NARCOTICS

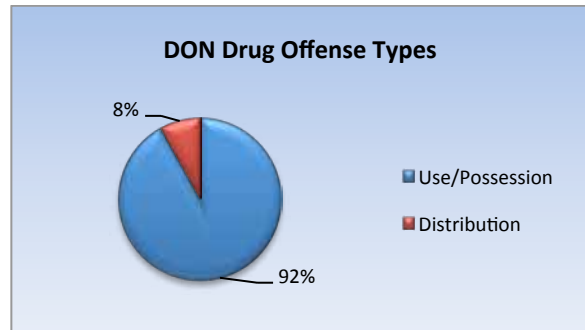
There were 2,298 subjects involved in 2,456 narcotics offenses reported by DON law enforcement agencies in CY 2013. The subjects involved in these offenses represent DON active duty and reserve personnel, dependents, and civilians with a DON nexus. Subjects were involved in the use, possession and/or distribution of illegal narcotics aboard military facilities and/or at off base locations.

The following graph depicts the overall numbers and associated drug types for the combined Use/Possession and Distribution categories. It is important to note that more than one drug type may have been used, possessed or distributed by a subject.



As compared to CY 2012, the number of offenses involving Spice, Ecstasy and Amphetamines dropped while those involving Heroin, Marijuana, and Methamphetamines increased in CY 2013.

As illustrated in the following graph, the majority of drug related subjects were involved in Use and/or Possession. This category included 2,112 of the overall 2,298 subjects.



- The most prevalent drug in both Use/Possession offenses and Distribution offenses was Marijuana for CY 2013.
 - In 123 instances the subject allegedly abused multiple drug types.
 - In 18 instances the subject dealt in more than one drug type.
 - The typical distributor preferred to conduct transactions in the perceived security of their barracks or residence.

The following table breaks down the narcotics offenses by drug type and affected service branch for CY 2012 and CY 2013. Based on the population of the USN and USMC, it would appear that the USMC experienced a higher frequency of narcotics-related incidents than the USN.⁴

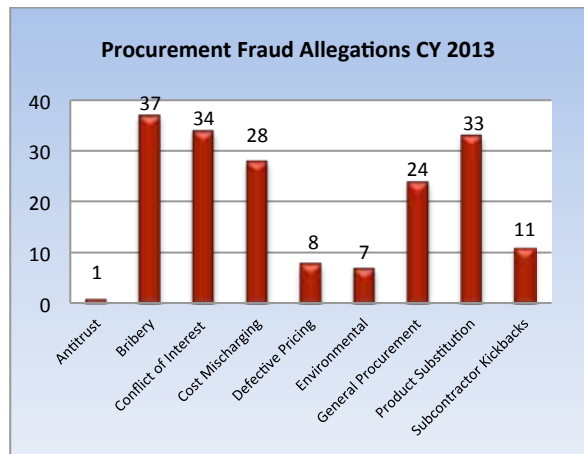
Drug Type	USN/USMC Subjects			
	2012		2013	
	USN	USMC	USN	USMC
Spice	450	614	217	338
Marijuana/Hash	364	559	454	604
Prescription Drugs	139	163	118	176
Cocaine	70	126	84	93
Ecstasy	51	30	18	33
Methamphetamines	40	49	63	49
Steroids	20	54	21	46
Heroin	19	11	32	36
Amphetamines	21	30	10	17
Other	49	76	19	28

⁴ Data in this table is not all inclusive of USN-related reports; USN law enforcement does not fully utilize CLEOC reporting

PROCUREMENT FRAUD

This section will focus on procurement fraud and the impact of the crime on Department of the Navy assets. Procurement fraud involves criminal activity related to the acquisition process, the award and execution of contracts, and quality of the products received. Procurement fraud includes cost mischarging, product substitution, antitrust, subcontractor kickbacks, defective pricing, bribery, conflict of interest, and environmental crime. Reported procurement fraud allegations increased 25 percent from CY 2012 to CY 2013. While reported procurement fraud allegations make up approximately 20 percent of all reported economic crimes within the DON, the impact of this crime on DON resources and operational capability can be immense and far-reaching.

The following graph provides a closer look at procurement fraud trends within the DON in CY 2013.




The allegations of procurement fraud most commonly reported in CY 2013 were bribery, conflict of interest, and product substitution.

- Bribery, conflict of interest and product substitution comprised 55 percent of procurement fraud allegations.
- 89 percent of these allegations affected the USN while the other 11 percent affected the USMC.

- Individuals identified in procurement fraud allegations were primarily U.S. Citizens or Government Employees ranging in age from 41-60 years old.
- Commercial vendors or their employees comprised approximately 34 percent of subjects in procurement fraud cases.

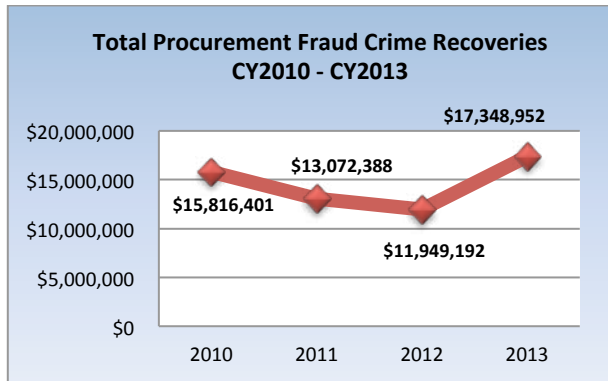
A review of procurement fraud reporting sources indicates that investigations into allegations of procurement fraud were most frequently initiated by referrals from or liaison with other agencies, Audit/Command Requests, or Inspector General (IG)/ Hotline Referrals.



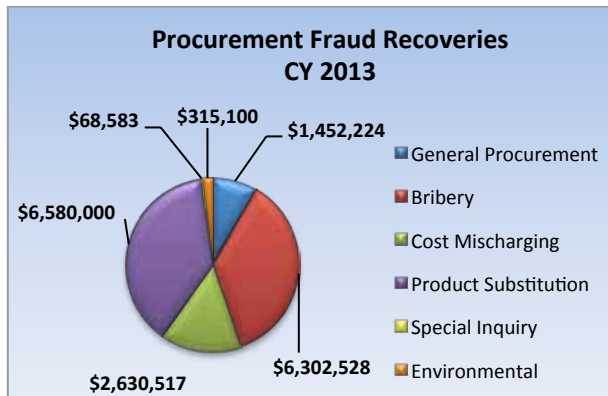
- The majority of bribery allegations were reported via information developed by NCIS gathered criminal intelligence or from other NCIS investigations.
- Conflict of interest allegations were predominately reported via confidential sources.
- Product substitution allegations were reported primarily through IG/Hotline referrals, Qui Tam⁵ and referral/liaison with other agencies.

⁵ A lawsuit brought by a private citizen against a person or company who is believed to have violated the law in the performance of a contract with the government or in violation of a government regulation, when there is a statute which provides for a penalty for such violations.

Procurement fraud recovery amounts, typically comprised of funds collected through civil settlements, court ordered restitutions and forfeitures, yielded a total of \$17,348,952 in CY 2013. The recovery amounts from CY2010 – CY2013 are represented in the following graph.



The following pie chart provides a breakdown, by case category, of all procurement fraud recoveries in CY 2013.



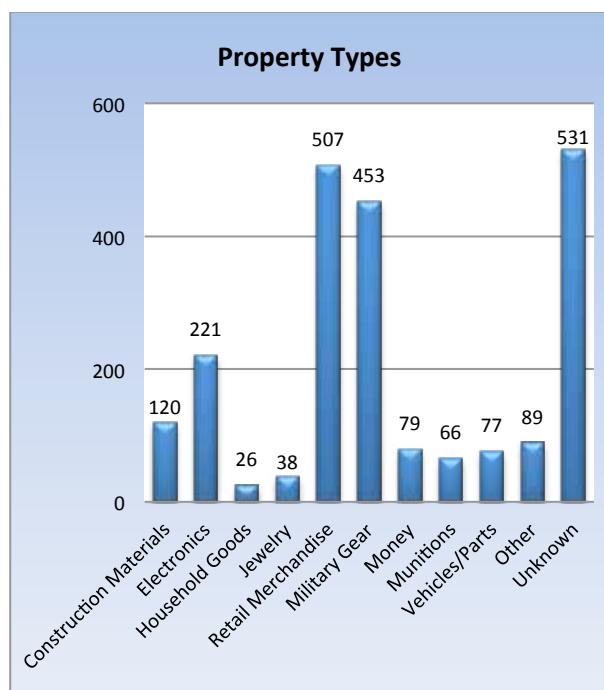
- The total CY 2013 procurement fraud recovery amount of \$17,348,952, with the highest amounts obtained through the prosecution of bribery and product substitution cases.

PROPERTY

This section, new to the CY 2013 report, is dedicated to reporting Larceny of Government Property and Larceny of Ordnance within the DON.

There were 1,062 subjects identified in 2,207 reports/investigations reported by DON law enforcement agencies in CY 2013. The subjects involved in these offenses represent DON active duty and reserve personnel, dependents, and civilians with and without a DON nexus.

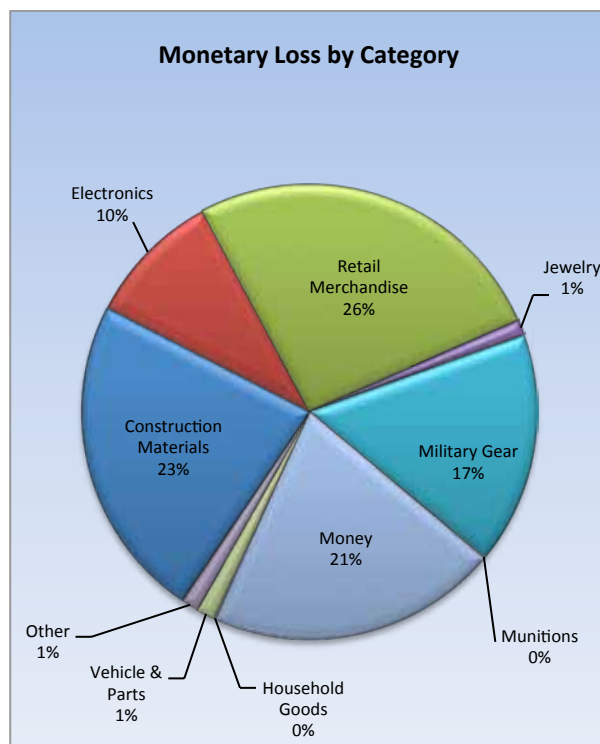
The many property types were grouped into the main categories depicted in the following graph.



The exceedingly high number in the “Unknown” category is attributed to lack of information inputted by the reporting official.⁶ This is an important factor to keep in mind when assessing monetary loss. Nonetheless, the resulting loss to the U.S Government was approximately \$9,731,392. The following chart illustrates the percentage of monetary loss in

⁶ Primarily attributed to lack of specifics provided by USN and USMC law enforcement reporting within CLEOC

each category with the “Unknown” category excluded.

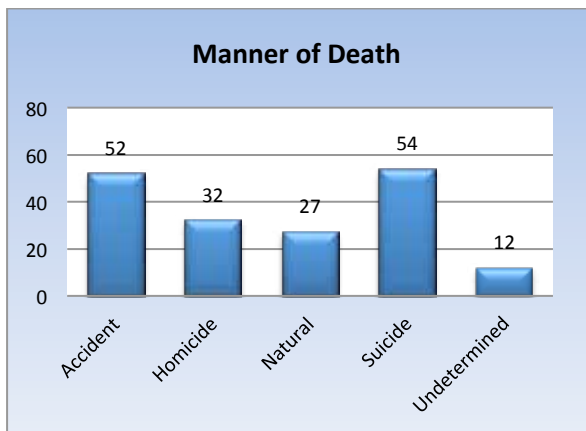


- The most prevalent loss of government property was in the area of retail merchandise.
- The majority of the Military Gear category was made up of the theft of Consolidated Issue Facility (CIF) issued gear.



DEATH

In CY 2013, there were a total of 307 deaths⁷ reported by the DON law enforcement agencies worldwide. There were 177 deaths affecting the USN. As with past reporting years, this total does not include combat-related deaths. Below is a breakdown of all manners of death for CY 2013 for the USN.

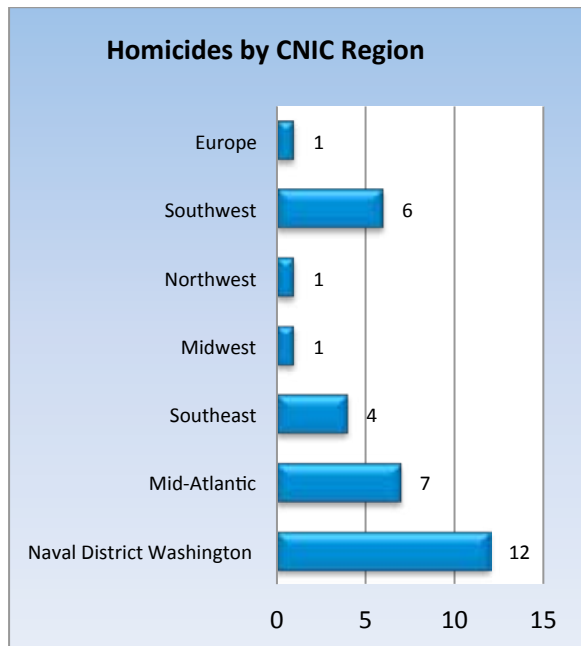
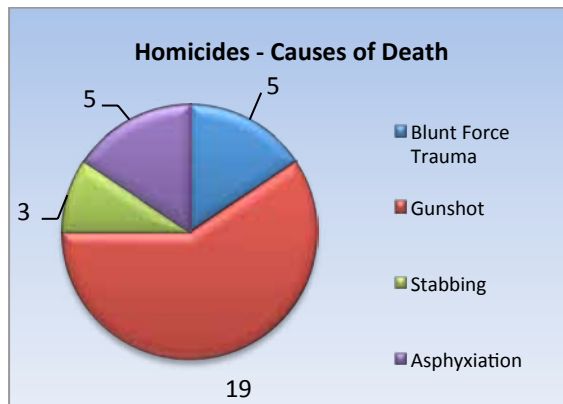


Although all death incidents have a lasting impact on the USN and unit readiness, this section will highlight the homicide, suicide, and accidental deaths reported in CY 2013.

Homicide

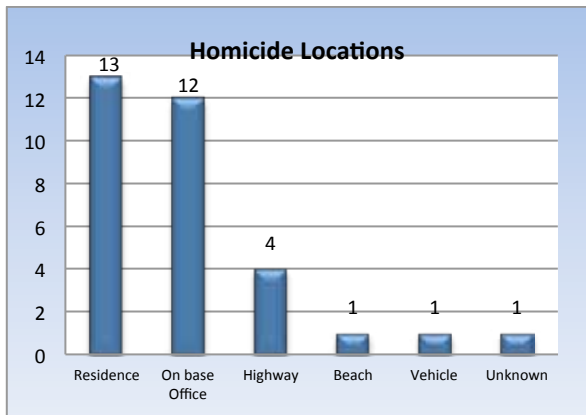
As depicted in the following pie chart:

- The majority of the 32 homicide deaths involved gunshot wounds or blunt force trauma, which reflects no change from CY 2011 and CY 2012.
- 63 percent of incidents involved gunshot wounds, while 17 percent involved blunt force trauma.

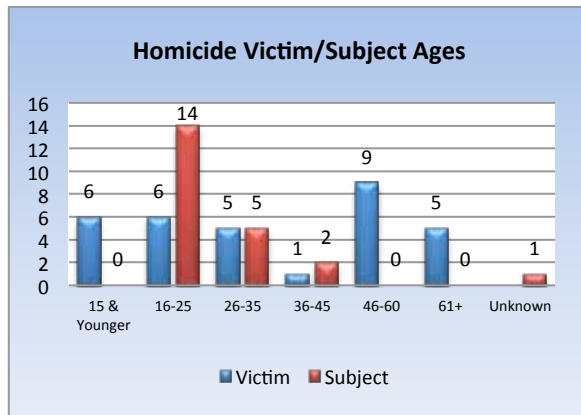


- The above graph depicts the 32 homicides for the CNIC regions involving USN homicides.
- The Naval District Washington region reported the highest number of homicides directly related to the Navy Yard mass shooting incident.
- No homicides for the USN were reported in the Forward Deployed region.

⁷ Deaths are tallied by a victim count vice an investigative case count



- All 13 residence-related homicide incidents occurred at off base residences.
- The Navy Yard shootings accounted for 40 percent of the homicides for Navy.



- 64 percent of homicide subjects were between the ages of 21-25.
- The majority of homicide victims were 30 and younger (47%) or older than 45 years of age (44%).

Homicide Victim/Subject Characteristics

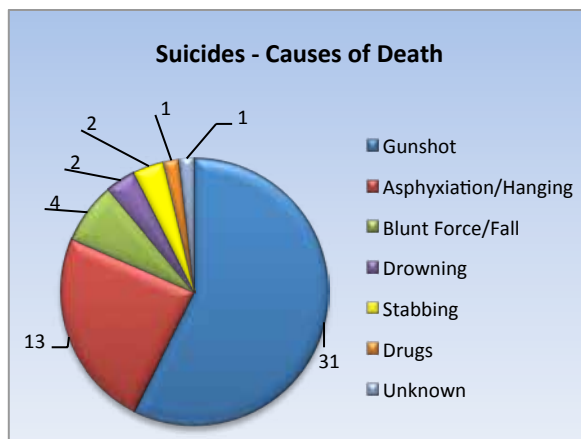
	Victim	Subject ⁸
Male	19	18
Female	13	4
Active Duty USN	6	10
DOD Civilian	12	1
Civilian	9	5
Military Dependent	4	2
Contractor	0	2
Foreign National	1	0
Air Force	0	1
Unknown	0	1

Suicide

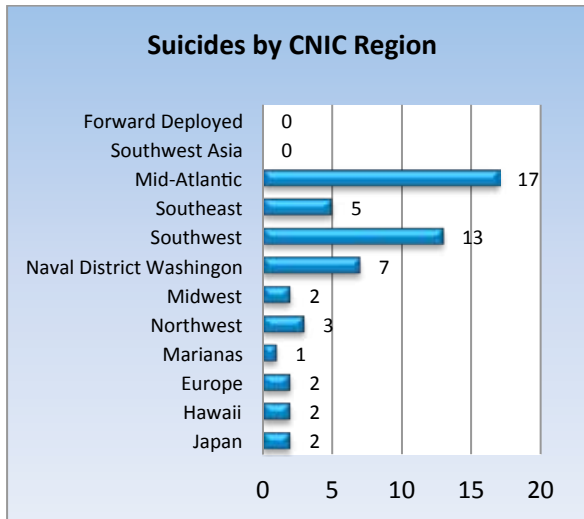
Suicide death was the most commonly reported manner of death in CY 2013 with 54 suicides occurring within USN. This accounted for 31 percent of all deaths within the USN.

As shown in the pie chart below:

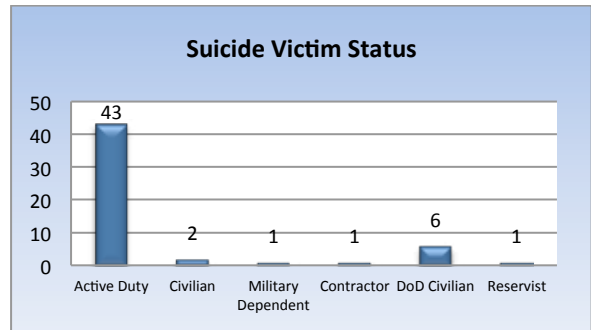
- The 2 most common causes of death in suicide incidents were gunshot wounds and asphyxiation.
- Of the 5 females who committed suicide, 2 died of gunshot wounds, two from hanging and one from drug use.



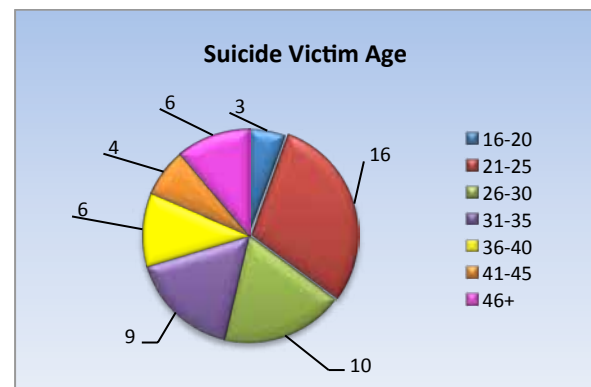
⁸ Two of the subjects reported in the Homicide section are also counted as victims in the Suicide section due to their involvement in murder-suicides



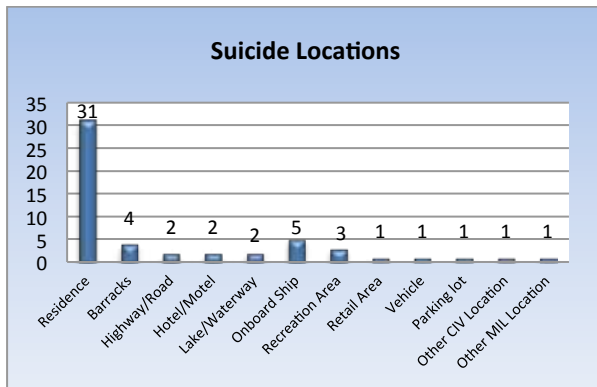
- The Mid-Atlantic region reported the highest number of suicides, followed by the Southwest and Naval District Washington.
- Norfolk and San Diego had the most reports of suicide deaths.



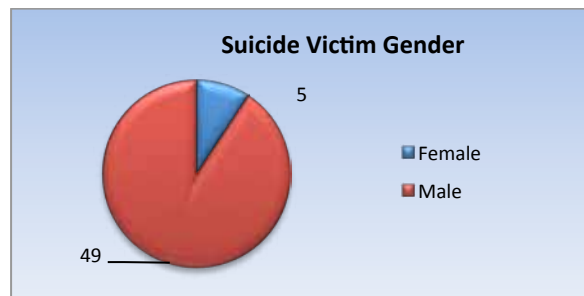
- 91 percent of suicide victims were male.
- 79 percent were active duty USN members.



- 30 percent of suicide victims were between the ages of 21 and 30 years.



- 74 percent of suicides occurred off base.
- 57 percent of suicides occurred in a residence.

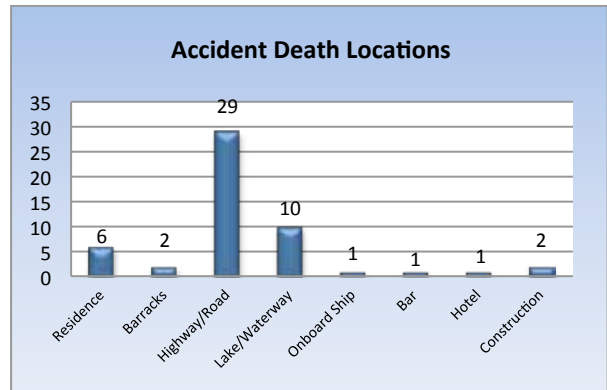
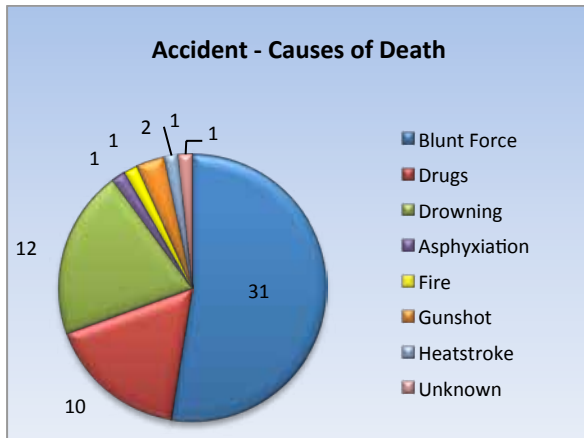


Accident

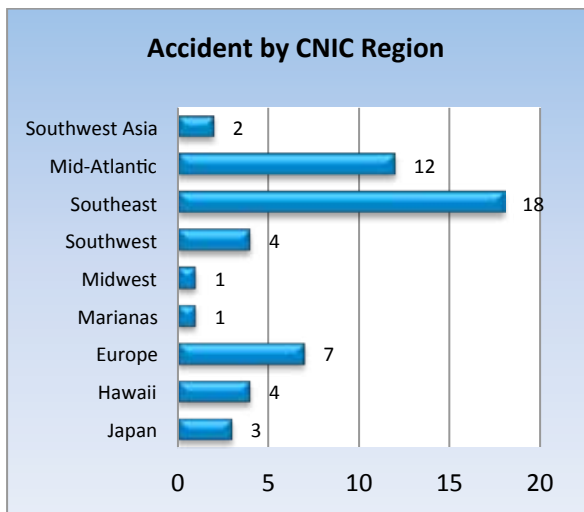
Accident deaths were the second most commonly reported manner of death in CY 2013 with 52 occurring within USN. This accounted for 29 percent of all deaths within the USN.

As shown in the pie chart below:

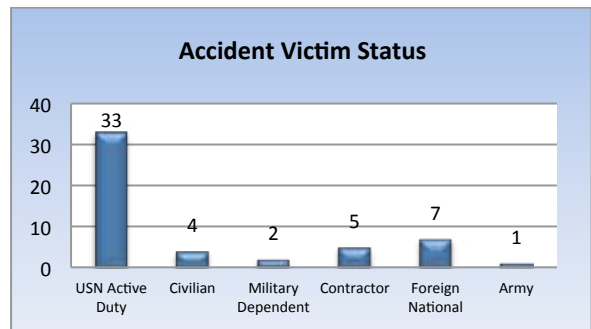
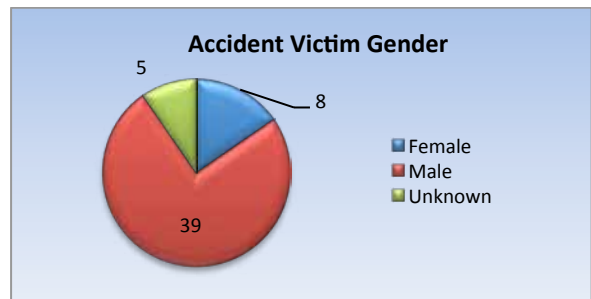
- The 2 most common causes of accident deaths were blunt force and drowning.
- Of the 31 blunt force trauma-related deaths, 29 involved vehicles. There were 19 active duty members killed in vehicle related deaths.



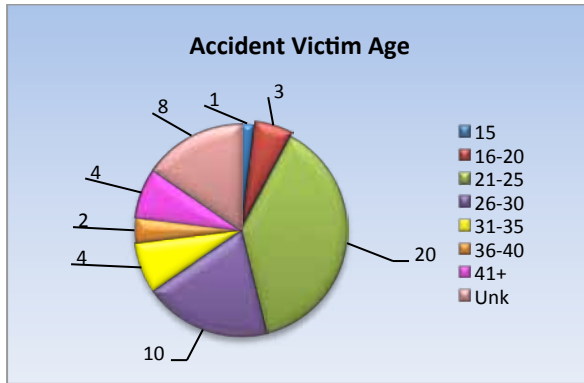
- 56 percent of accidents occurred off base.
- Accidental drowning involved 7 active duty members and 3 civilians.



- The Southeast region reported the highest number of accident deaths, followed by the Mid-Atlantic and Europe.
- Five of the 12 accident deaths in the Mid-Atlantic were vehicle related and all were active duty.



- 63 percent were active duty USN members.
- 75 percent of the victims were male.



- 38 percent of accident victims were between the ages of 21 and 25.

ADULT SEX CRIME

On June 28, 2012, the definitions of the Article 120 statute of the Uniform Code of Military Justice (UCMJ) were changed. Below is a quick reference of the latest UCMJ Article 120 offenses described in this section.

A Sexual Act or Sexual Contact with the intent to abuse, humiliate, harass, or degrade any person or to arouse or gratify the sexual desire of any person

Sexual Act – penetration of the vagina, anus, or mouth by the penis or any body part or any object.

- **Rape** - Use of force to restrain or compel submission, or cause or threaten grievous bodily harm, or drug or otherwise render unconscious
- **Sexual Assault** - Use of fraud, fear, or the victim's incapability to consent due to sleep, intoxication, or physical/mental defect

Sexual Contact – Touching or causing another to touch the genitalia, anus, groin, breast, inner thigh, buttocks, or any other body part.

- **Aggravated Sexual Contact** - Use of force to restrain or compel submission, or cause or threaten grievous bodily harm, or drug or otherwise render unconscious
- **Abusive Sexual Contact** - Use of fraud, fear, or the victim's incapability to consent due to sleep, intoxication, or physical/mental defect

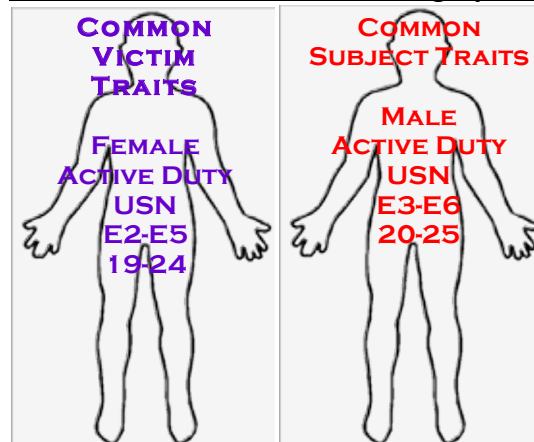
There were 1453 unrestricted reports of adult sexual assault in CY 2013 for the DON, with 904⁹ of these reports affecting the USN.

⁹ Included in the total 904 are 19 delayed reports of pre-2012 incidents, seven reports of pre-2008 incidents, and five reports of attempted assault. These 31 reports were excluded when the offense specifications were itemized.

2013 USN Quick Facts

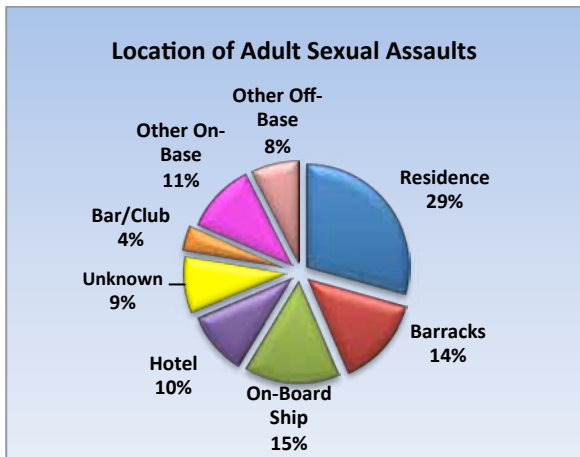
- 966 Subjects; 1020 Victims.
- 51 percent on base and 42 percent off base with the remaining in unknown locations.
- 55 percent involved Sexual Acts (penetration).
- 59 percent were Navy on Navy assaults.
- 5 percent were sexual assaults on Spouses.
- 29 percent reported the incident within 72 hours.
- Mid-Atlantic region had the most incidents (23%).

USN Adult Sexual Assault Demographics

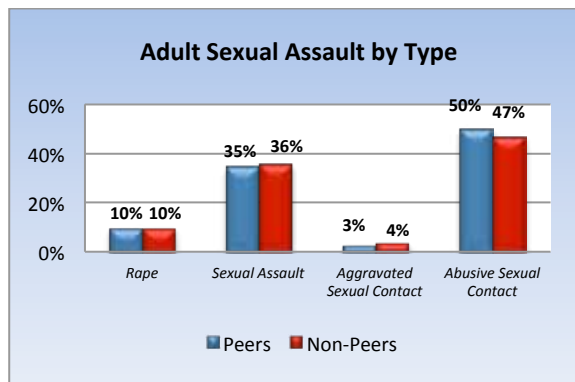


Frequent Location of Adult Sexual Assaults: Residences, Barracks, Hotels, & Ships

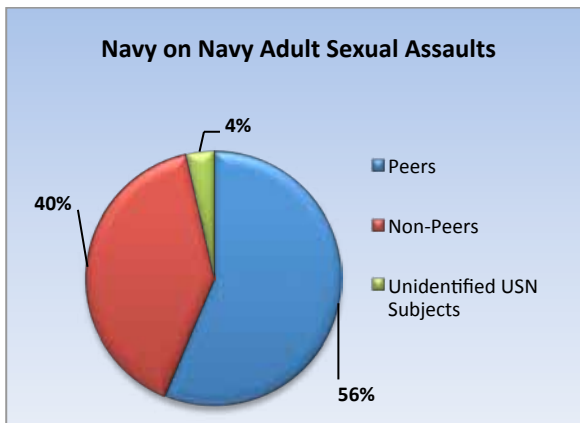
- 69 percent of the total incidents of adult sexual assault occurred in a residence, the barracks, a hotel, or on-board ship.
- Incidents at Residences (80%) and Hotels (77%) primarily occurred off base.
- Incidents of Sexual Acts were more likely to occur at Residences, Barracks, or Hotels whereas incidents of Sexual Contact were more likely to occur on-board ships.



- The peer and non-peer groups showed similar splits in relationships with friends/acquaintances and co-workers.



Navy on Navy Sexual Assault Trends

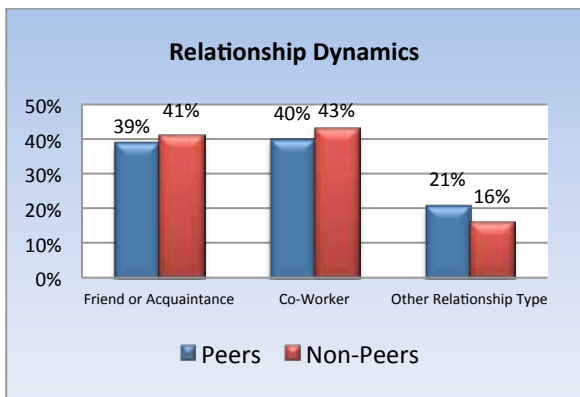
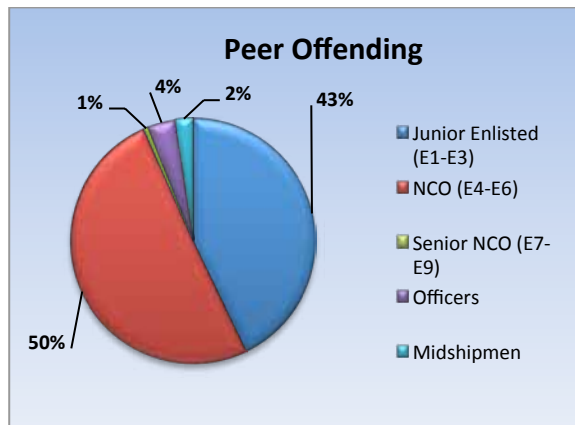


- There were matching trends of the type of assault committed among peers and non-peers.

Offending of Peers

- 93 percent of adult sexual assaults occurred among Sailors E6 and below.

- 56 percent of Navy on Navy adult sexual assaults occurred among peers.¹⁰
- 40 percent of Navy on Navy adult sexual assaults occurred among non-peers.



Junior Enlisted Group

- 54 percent involved Sexual Contact.
- 47 percent involved a friend or an acquaintance.
- 31 percent involved co-workers.
- 55 percent involved alcohol use.

Non-Commissioned Officer (NCO) Group

- 52 percent involved Sexual Contact.

¹⁰ Peer groups were established as Junior Enlisted (E1-E3), Non-Commissioned Officers (E4-E6), Senior Non-Commissioned Officers (E7-E9), Midshipmen, and Officers

- 34 percent involved a friend or an acquaintance.
- 47 percent involved co-workers.
- 55 percent involved alcohol use.

- 86 percent of the reported incidents occurred at a residence.
- 34 percent of the Spousal-related assaults involved the use of drugs or alcohol.

Offending of Non-Peers

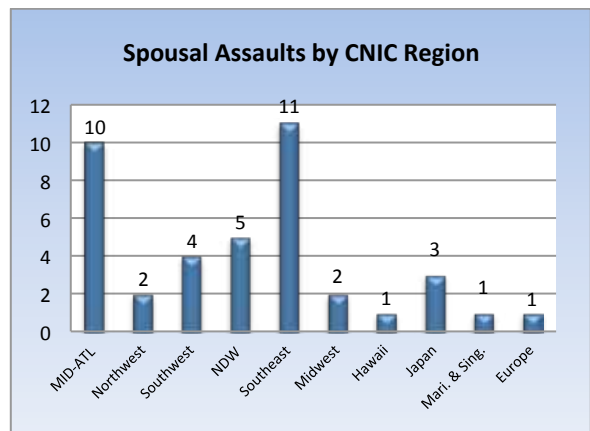
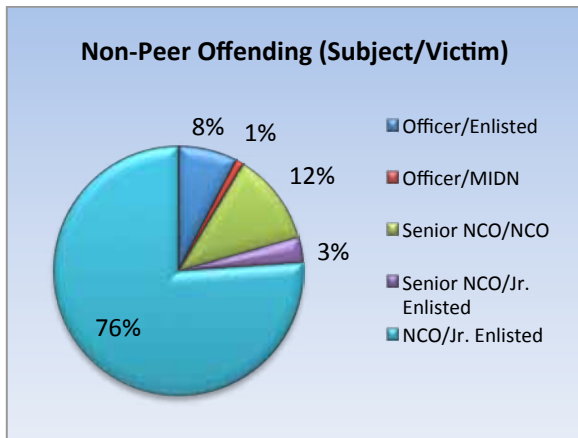
- 86 percent involved a superior ranking subject offending against a victim in a lower peer group.

Subject Information

- 98 percent of subjects were male.
- 91 percent were USN Active Duty.
- 64 percent were grade E4 or E5.

Victim Information

- 98 percent of victims were female.
- 77 percent were US civilian.



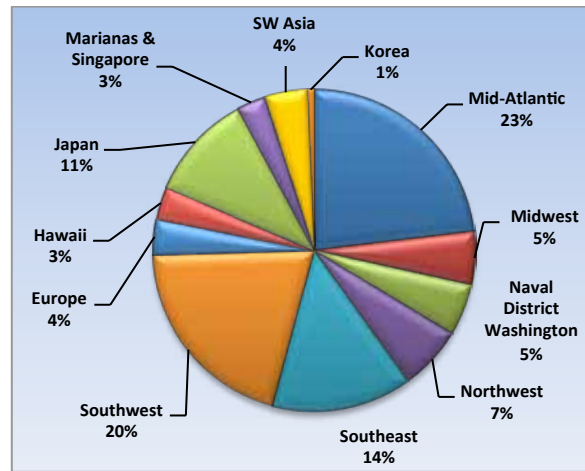
Non-Commissioned Officer (NCO) Subjects

- 50 percent involved Sexual Acts.
- 42 percent involved co-workers.
- 44 percent involved a friend or an acquaintance.
- 54 percent involved alcohol use.

Commander, Naval Installations Command (CNIC) Region Overview

Officer and Senior NCO Subjects

- 66 percent involved Sexual Contact.
- 59 percent involved co-workers.
- 25 percent involved a friend or an acquaintance.
- 45 percent involved alcohol use.



Adult Sexual Assault of Spouses

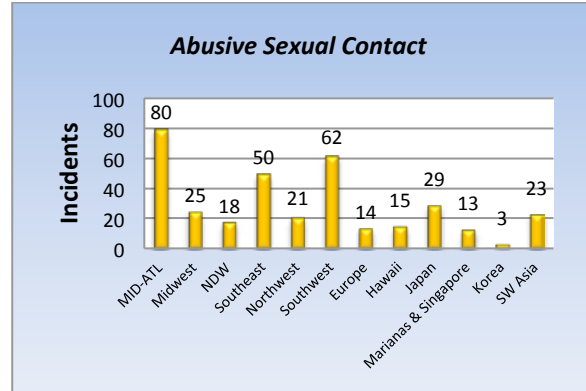
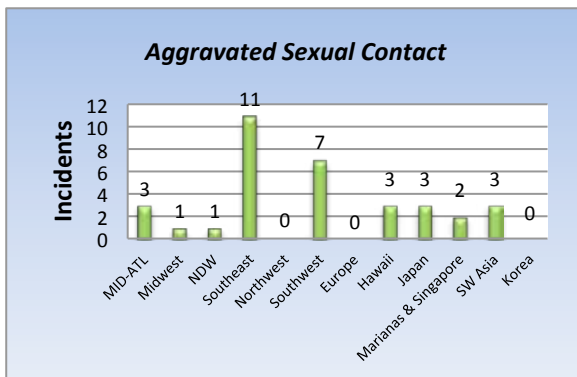
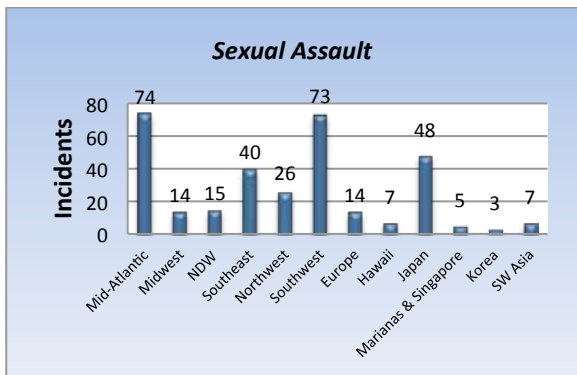
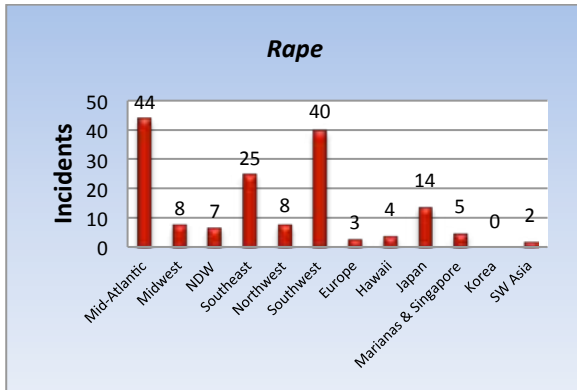
Incident Information

- Rape has a higher incidence rate in the Spouse relationship group.
- Spousal-related assaults were more likely to include delayed reporting.

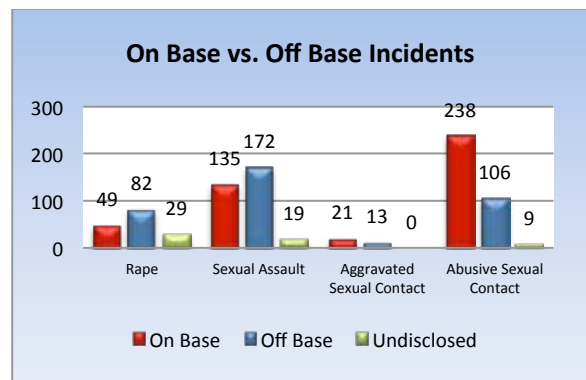
The region reporting the highest number of adult sexual assault incidents, across all incident types was the Mid-Atlantic region. This was

followed by the Southwest and Southeast regions, respectively, with the highest rate of Aggravated Sexual Contact incidents reported in the Southeast region. Japan reported the highest number of sexual assault incidents OCONUS.

Types of Assault by CNIC Region



Incidents On and Off Base

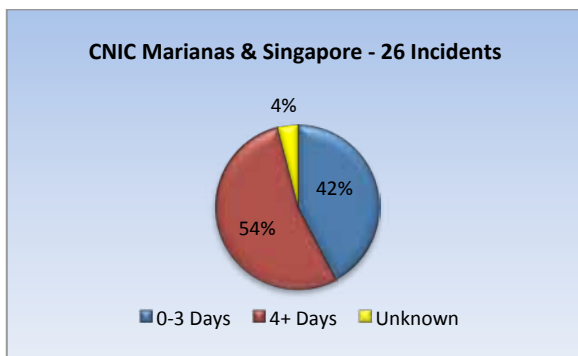
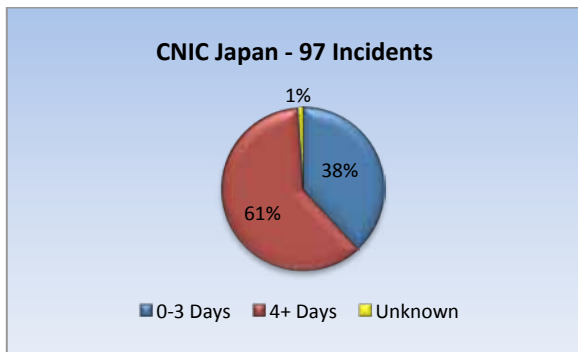
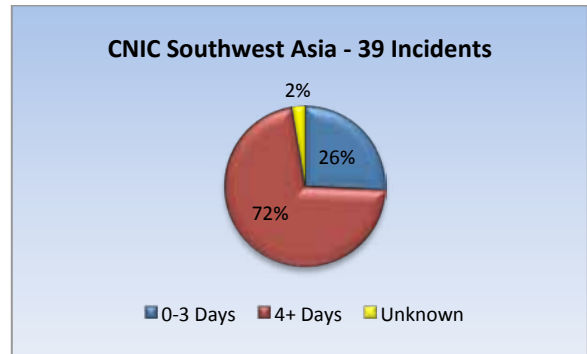
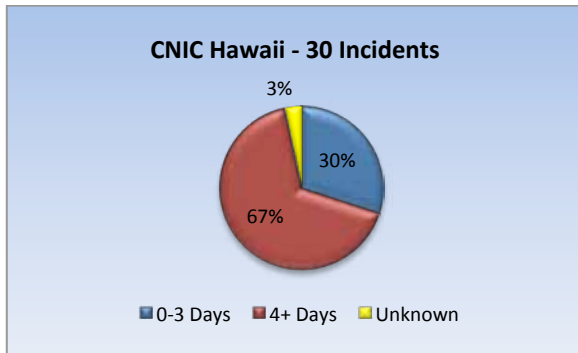
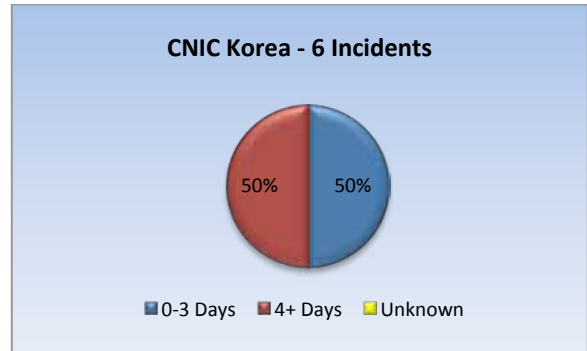
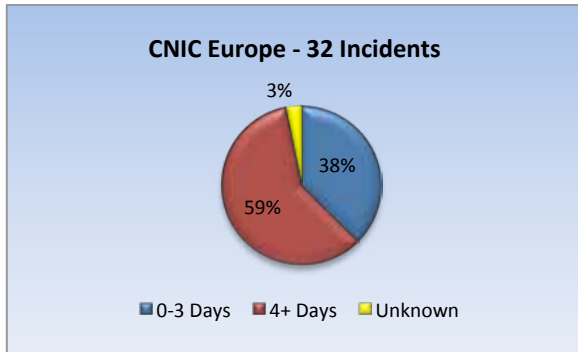


- Incidents of *Rape* and *Sexual Assault* occurred off base more often in all regions except in the Japan region.
- Incidents of *Aggravated Sexual Contact* occurred predominately on base.
- Incidents of *Abusive Sexual Contact* occurred on base more often across all regions and especially in the Mid-Atlantic, Midwest, Naval District Washington, Northwest, Southwest, and Japan regions.
- Incidents in the Japan region occurred on base more often across all assault types.

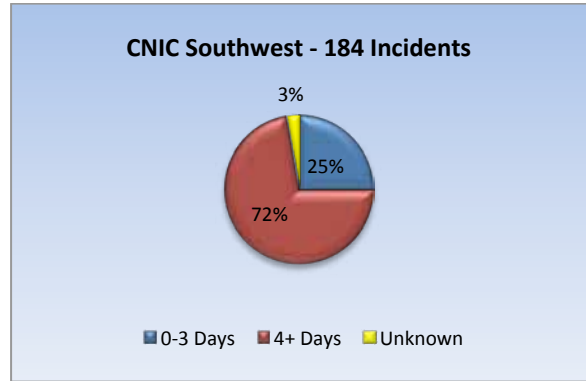
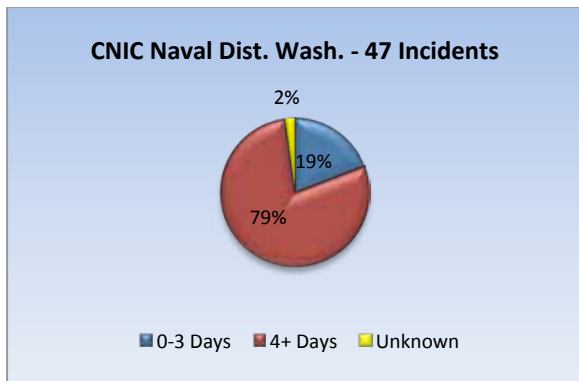
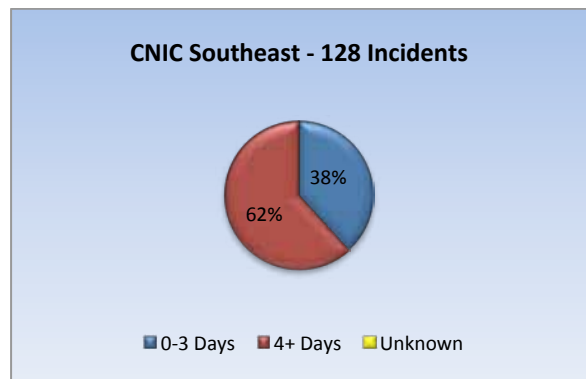
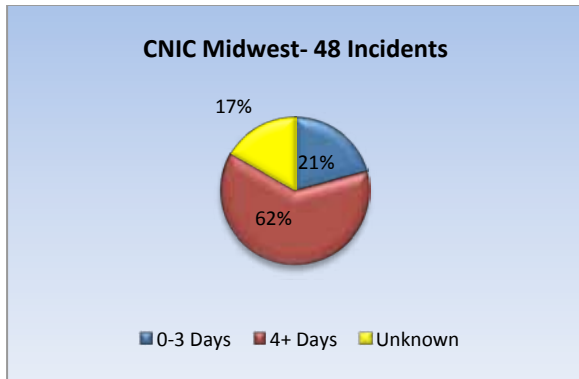
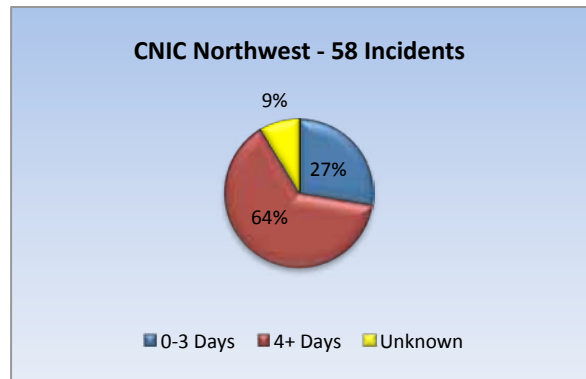
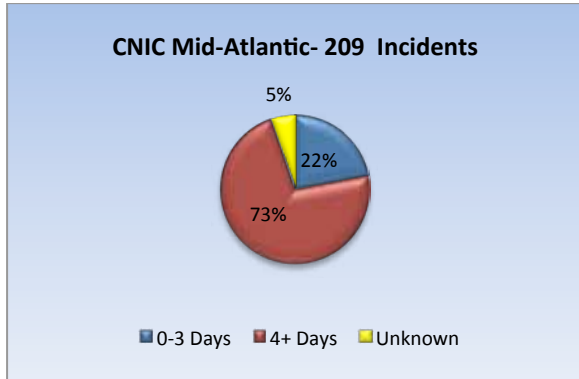
Delayed Reporting Trends

The graphs below depict the number of adult sexual assault incidents reported in each of the CNIC regions segmented by the number of days the Victim waited prior to reporting.

OCONUS

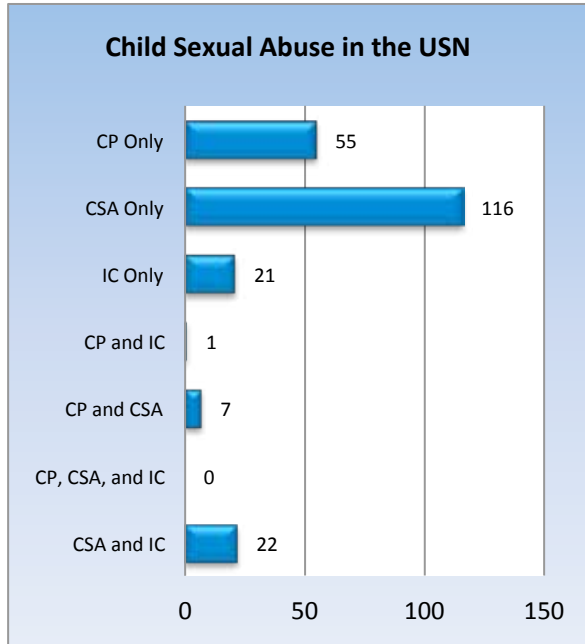


CONUS



CHILD SEXUAL ABUSE

There were 409 child sexual abuse offenses reported in CY 2013 for the DON, with 222 of these offenses affecting the USN¹¹. Below is a breakdown of all types of child sexual abuse for CY 2013 for the USN including Contact Sexual Abuse (CSA), Child Pornography (CP), and Internet Contact (IC).



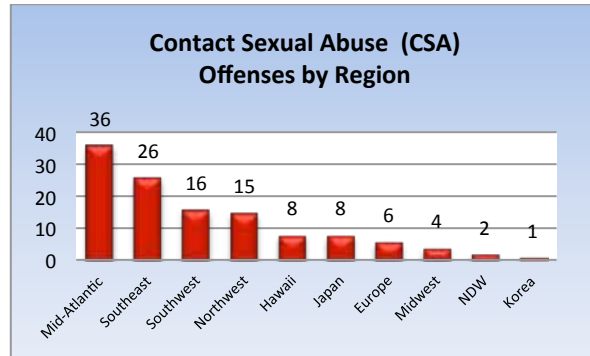
Contact Sexual Abuse

Child contact sexual abuse (CSA) includes sex crimes where the victim is a under the age of 16. The offense types include rape, attempted rape, carnal knowledge, attempted carnal knowledge, molestation, sodomy, aggravated assault with intent to commit sodomy, indecent acts not amounting to sodomy, and other sex related crimes (incest, indecent exposure, obscene telephone calls, voyeurism, etc.).

¹¹ Count for total child sexual abuse cases is based on how many victims were involved in the case instead of the number of incidents as some cases involved multiple victims who each experienced different types of abuse.

Location

- The majority of CSA offenses¹² were committed in the Mid-Atlantic, Southeast, Southwest, and Northwest regions.



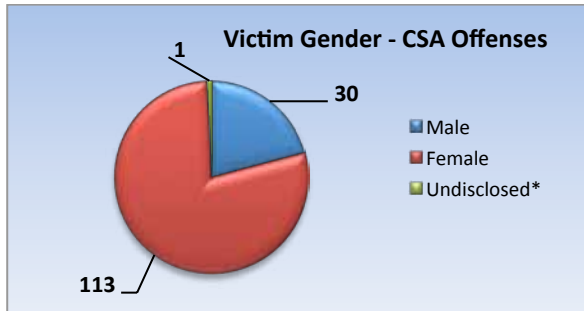
Sixty-four percent of CSA cases occurred off base, with 21 percent on base and 15 percent at an unknown location or multiple locations. Seventy-two percent occurred in a residence. Nine percent occurred in an unknown location or multiple locations.

Victim Characteristics¹³

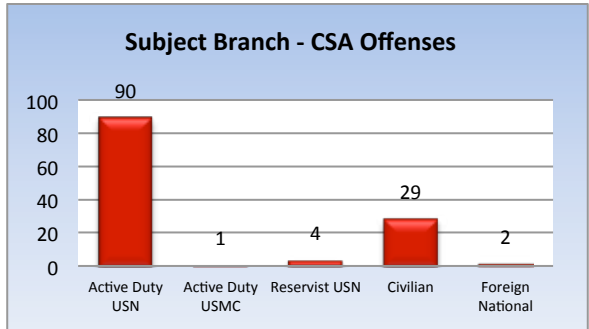
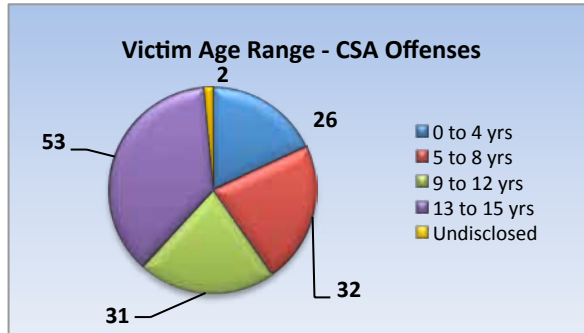
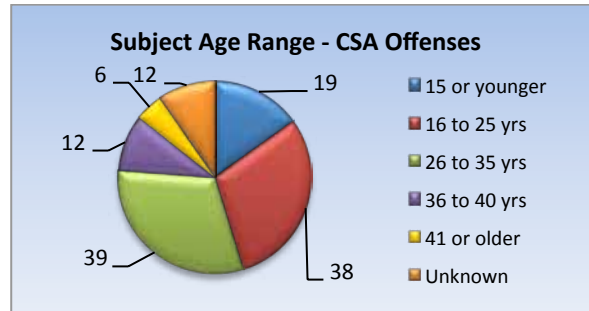
- 78 percent of CSA offense victims were female.
- The largest percentage of victims was between the ages of 13 years and 15 years (37%), followed by victims ranging from 5 to 8 years (22%) and 9 to 12 years (22%).

¹² Count for location data is based on the number of incidents. Incident counts were also used for the subsequent child pornography and internet contact sections.

¹³ Due to the presence of multiple victims and subjects associated with CSA cases, the victim and subject counts will be higher than the incident count. Multiple victims and subjects were also associated with the child pornography and internet contact sections that follow.



* Victims' gender was not disclosed to protect the victim identity

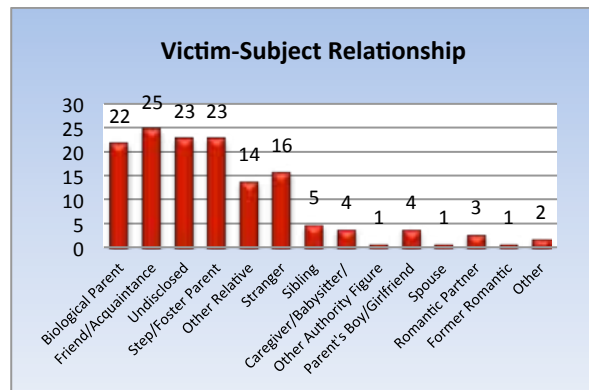
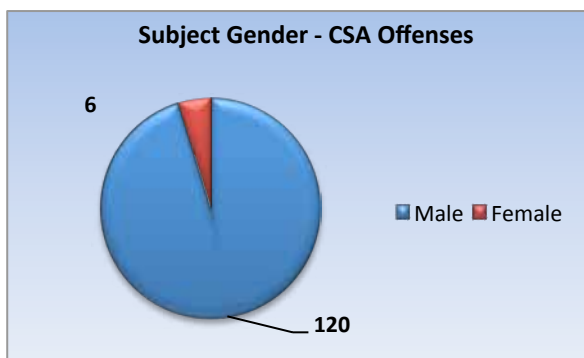


Subject Characteristics

- 95 percent of subjects were male.
- The majority of subjects were ages 30 and under, with 32 percent under the age of 20 and 29 percent between the ages of 21 and 30.
- 71 percent of subjects were active duty USN members and 23 percent were civilians.

Relationships

- Common victim-subject relationships include friend or acquaintance, step/foster parent, or biological parent.
- 16 percent of the relationships were undisclosed and/or unknown.



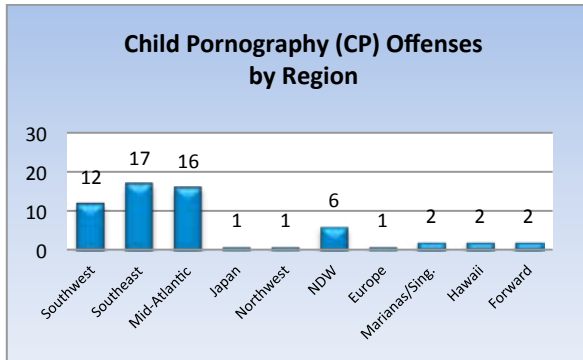
*The above chart, reflecting the victim's relationship to the subject, is based on the total number of sexual contact victims

Child Pornography

Child pornography offenses (CP) include incidents of making, selling, or transmitting obscene objects, writings, pictures, or photographs (includes images in digital files), where the image is of a child under the age of 18 years.

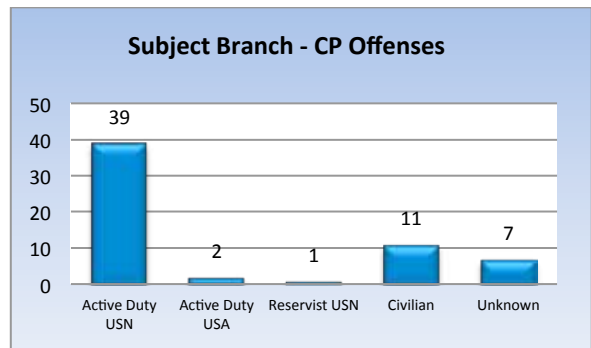
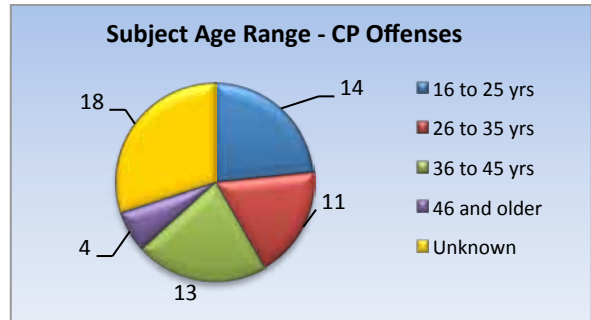
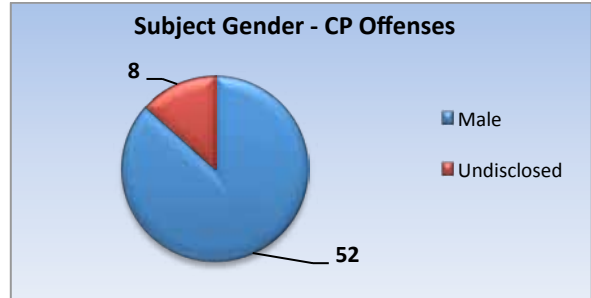
Location

- The majority of CP offenses were committed in the Southeast, Southwest, and Mid-Atlantic regions, with 2 offenses occurring in the Forward Deployed region.
- The top reporting areas for child pornography were Norfolk, followed by San Diego, Mayport, Kings Bay, and Jacksonville.



Subject Characteristics

- Of the 60 subjects involved in CP cases, 52 were male, while 8 were an undisclosed sex.
- 35 percent of subjects were ages 16 to 30, with 20 percent between the ages of 31 and 40.
- 65 percent of subjects were active duty Navy members and 18 percent were civilians.

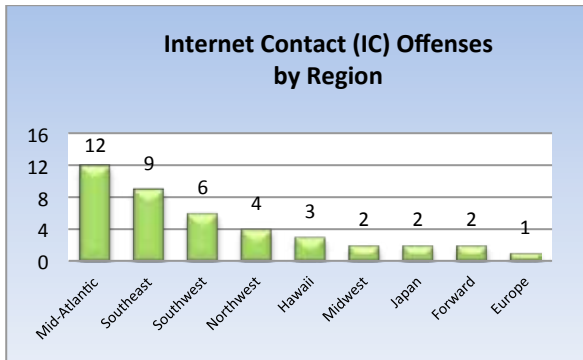


Internet Contact

Internet contact offenses (IC) include incidents in which an adult communicates with either a child under the age of 18, or an undercover officer/agent who is posing as a child under the age of 18, over the internet. Forty-four internet contact offenses affected the USN in CY 2013; an increase of 47 percent from CY 2012.

Location

- The majority of IC offenses were committed in the Mid-Atlantic region followed by the Southeast and Southwest regions.
- Two IC offenses occurred in the Forward Deployed region.

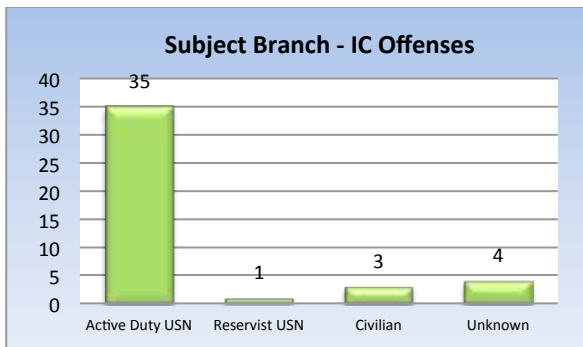
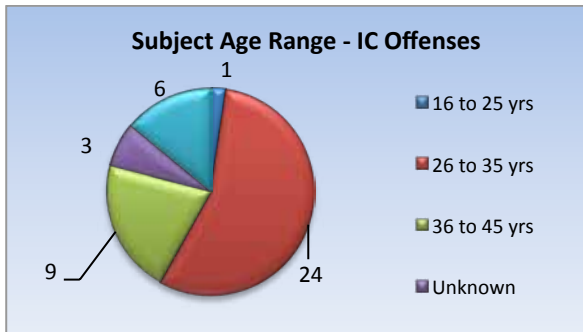
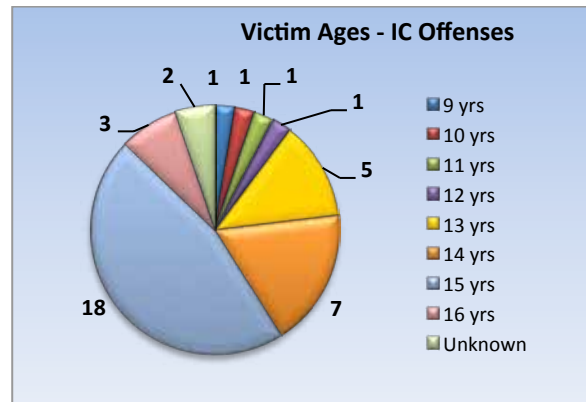


Victim Characteristics

- 5 of the 44 “victims” in the IC cases were undercover agents or officers.
- 39 child victims were involved in IC cases in CY 2013.
 - 33 of the child victims were female, 3 were male, and 3 were unidentified.
 - The child victims ranged in ages from 9 to 16.

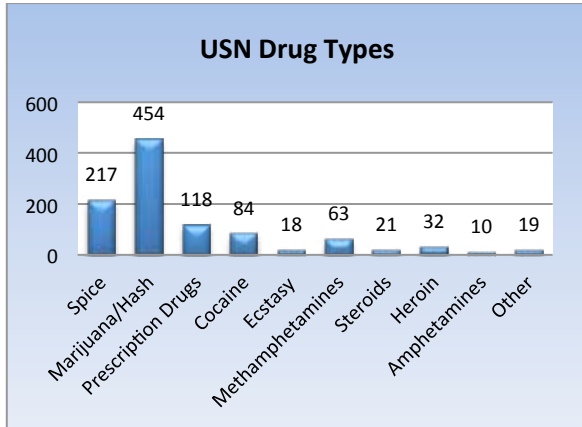
Subject Characteristics

- Of the 43 subjects involved in IC cases, 40 were male.
- The majority of subjects were ages 25 and under, with 28 percent between the ages of 16 and 20 and 28 percent between the ages of 21 and 25.
- 81 percent of subjects were active duty USN members and 7 percent were civilians.




NARCOTICS

The USN accounted for 961 of the 2,298 narcotics subjects in DON law enforcement reports/investigations. The following graph depicts the overall numbers and associated drug types for the combined Use/Possession and Distribution categories. In 64 instances, subjects were involved with two or more drugs.

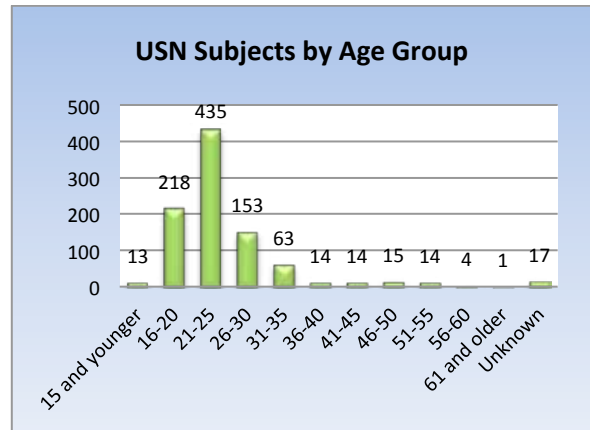


Additionally, the USN accounted for 9 of the 23 DON subjects involved with the synthetic drug Bath Salts.

Among active duty personnel, the E1-E3 rank group represented the majority of subjects in the combined Use/Possession and Distribution categories.

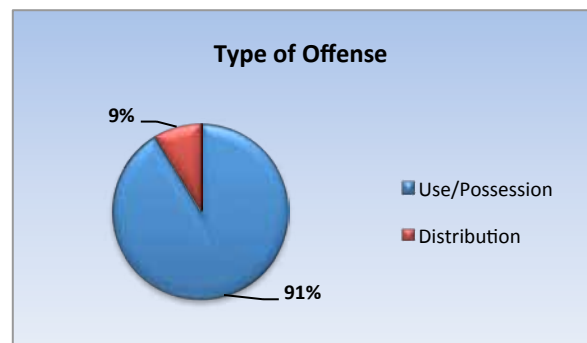


The majority of subjects were between the ages of 21-25.



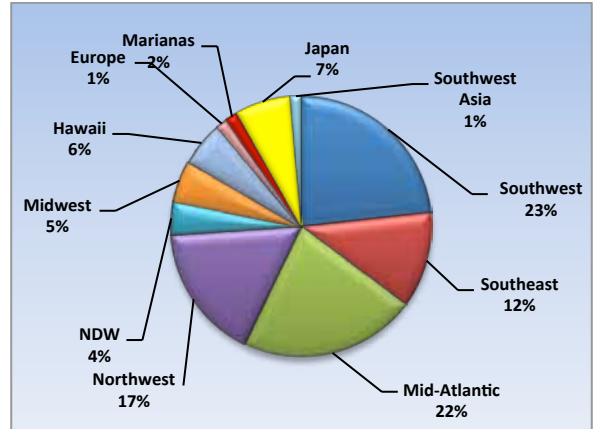
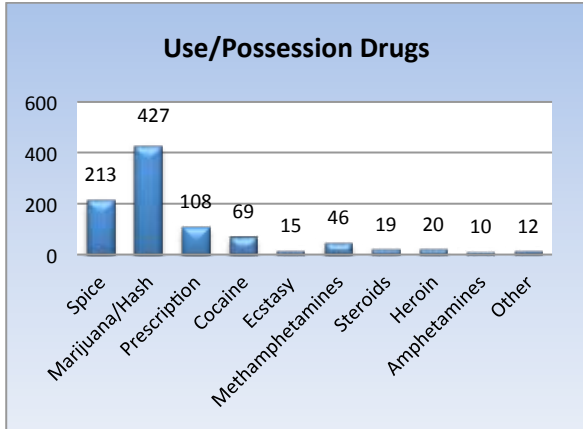
- The most prevalent offense locations for drug offenses of use/possession and distribution included barracks or residences, Entry/Exit Gate and Vehicles.
- Other locations included Recreational areas, retail locations, and bars/night clubs.

The majority of drug related subjects were involved in use and/or possession as opposed to distribution.



Use/Possession

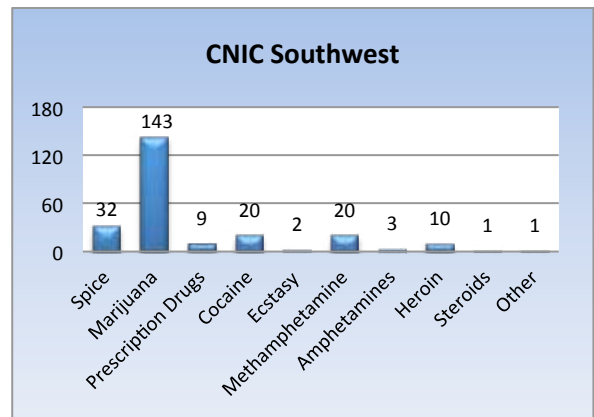
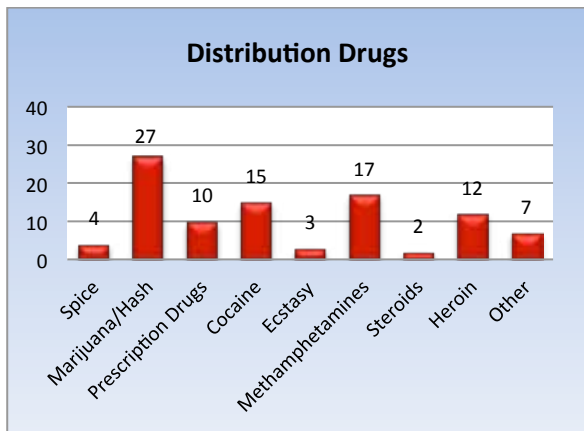
The drug of choice in the USN Use/Possession category was Marijuana. In 52 instances, the subject abused multiple drug types. The following graph depicts all the drugs in this category.



Distribution

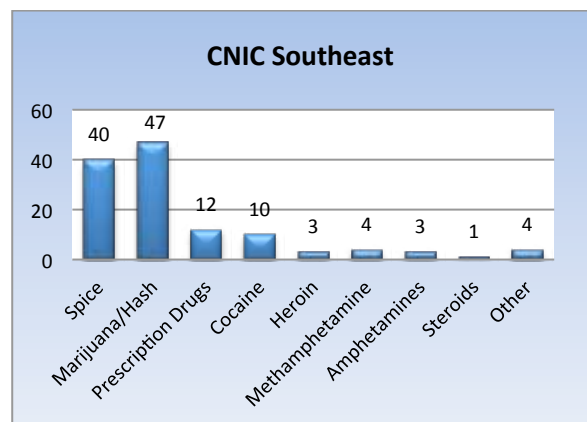
In USN-affected illegal narcotics distribution reports/investigations having a direct DON connection, the most prevalent abuse involved Marijuana. Twelve subjects dealt in two or more drugs.

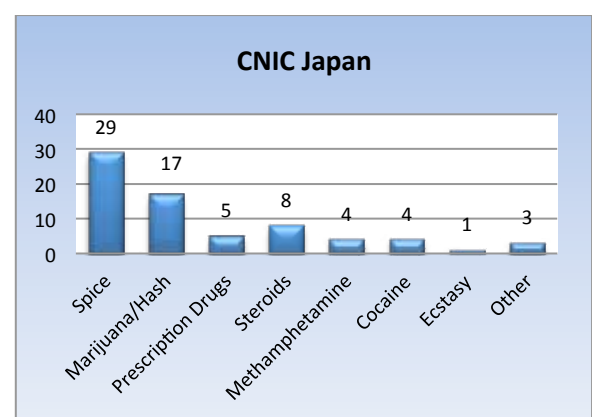
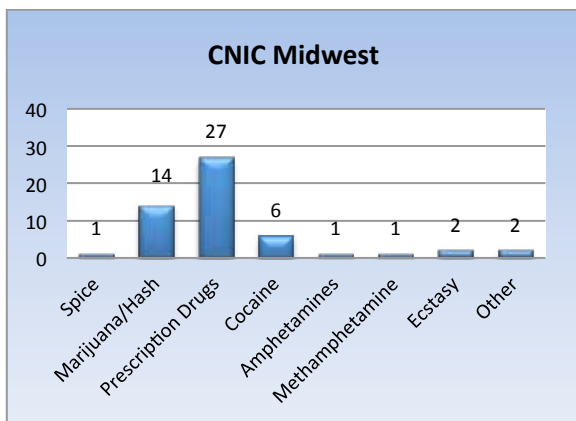
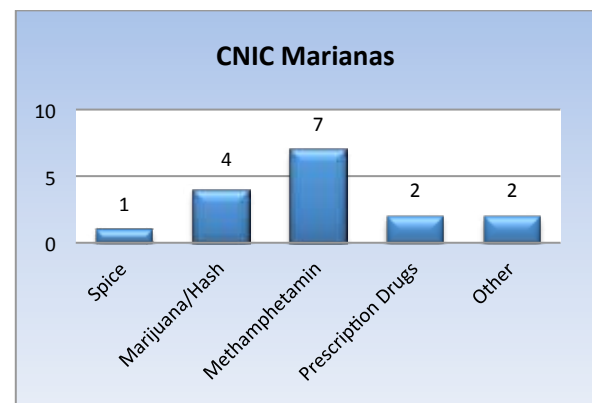
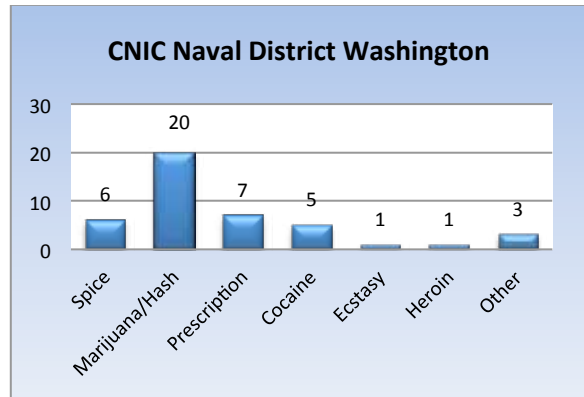
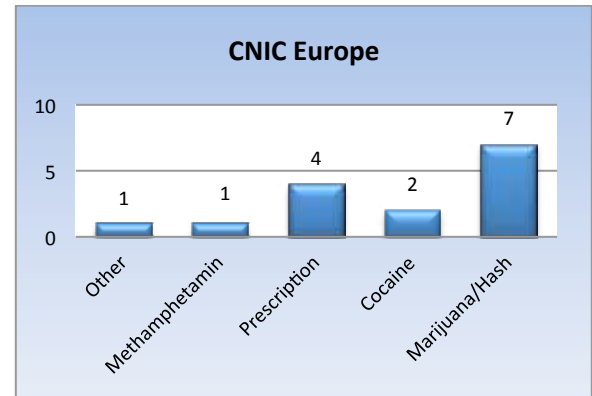
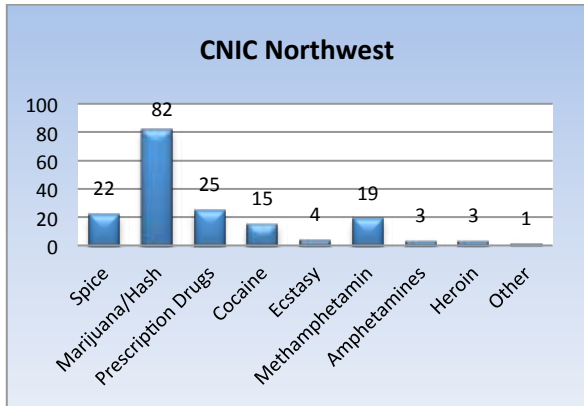
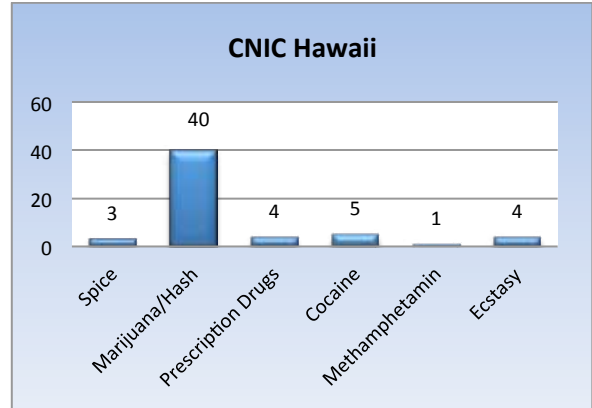
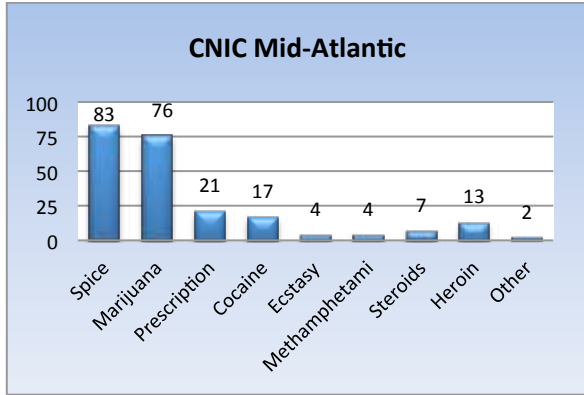
The majority of reports/investigations were generated in the Southwest and Mid-Atlantic regions of the continental United States. The most prevalent drug of abuse was Marijuana followed by Spice. The following 11 graphs provide a detailed breakdown of each region.

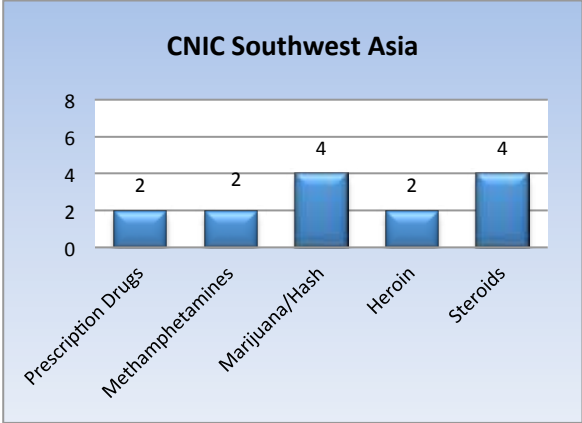


Commander, Naval Installations Command (CNIC) Region Overview

The following pie chart depicts overall narcotics offenses for all investigations originating from the respective CNIC regions.

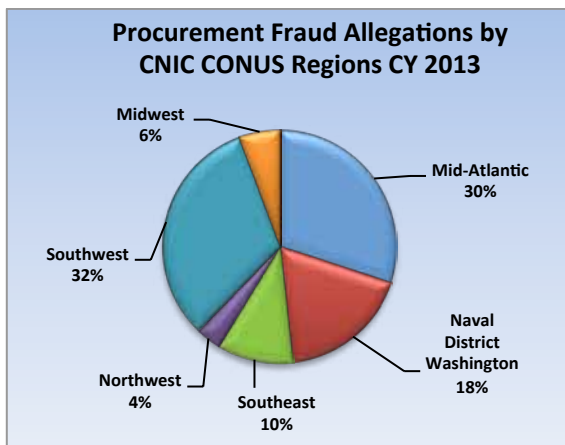






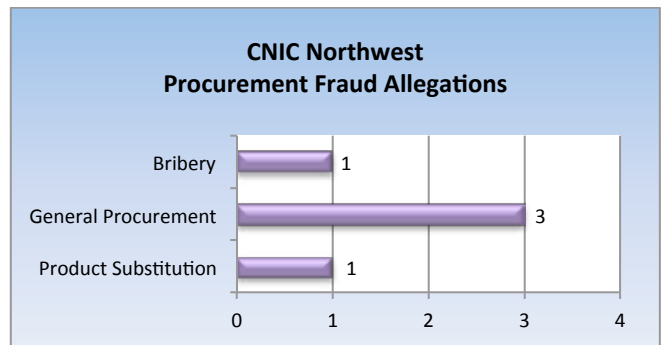

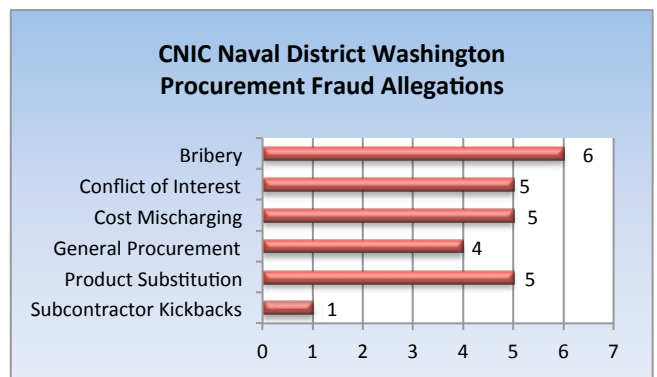

PROCUREMENT FRAUD

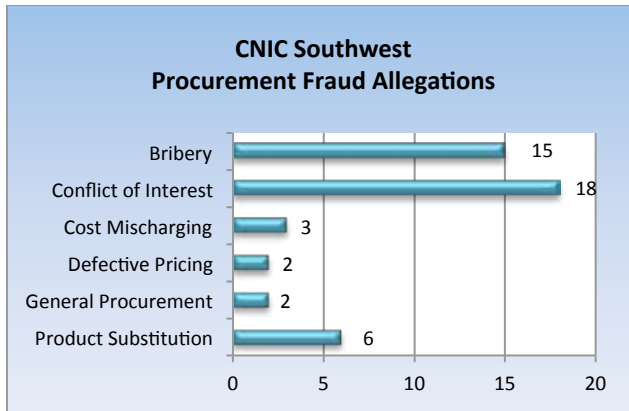
In CY 2013, there were a total of 167 reported procurement fraud allegations by USN offices and commands. Procurement fraud allegations accounted for 20 percent of all reported economic crimes and were most commonly reported within Commander, Naval Installations Command (CNIC) Regions. The following pie chart provides an overview of reported procurement fraud allegations within the CNIC CONUS regions.



- The Southwest, Mid Atlantic, and Naval District Washington regions reported the greatest number of procurement fraud allegations.
- Bribery, conflict of interest, product substitution, and cost mischarging were the most commonly reported offenses within these regions.

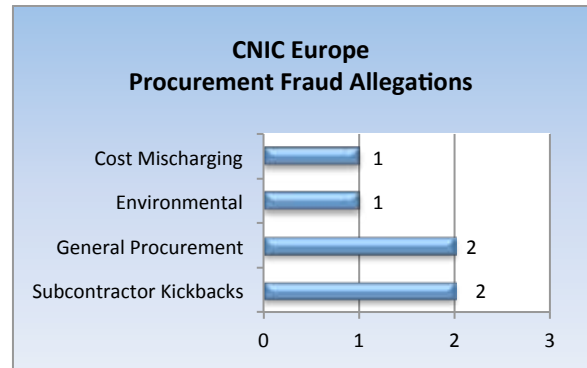
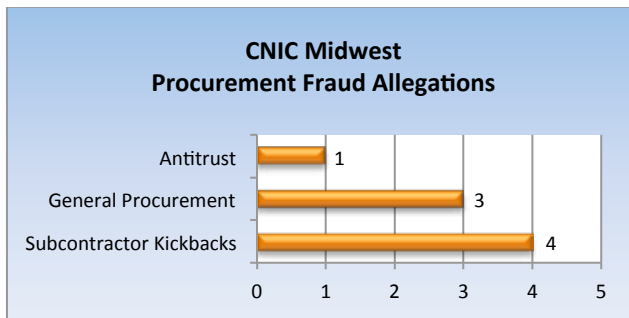
The following graphs provide an overview of reported procurement fraud allegations within each of these regions.



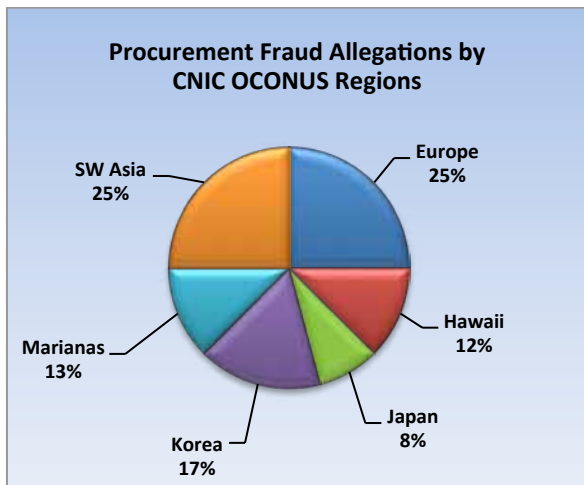



- Bribery and general procurement were the most commonly reported in these regions.

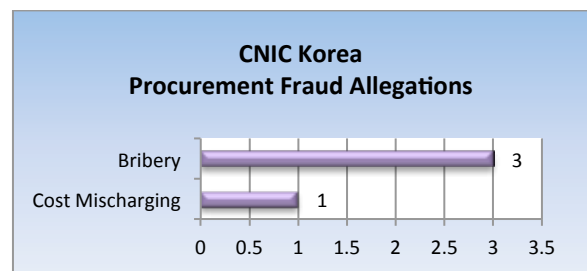

The following graph provides an overview of reported procurement fraud allegations within each of the OCONUS regions.

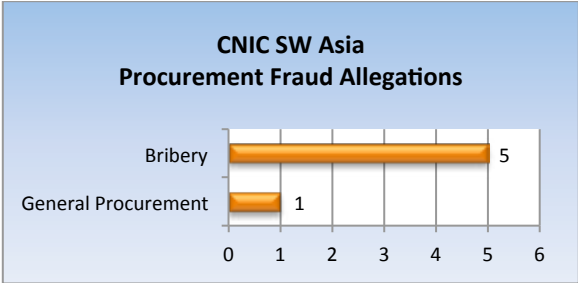
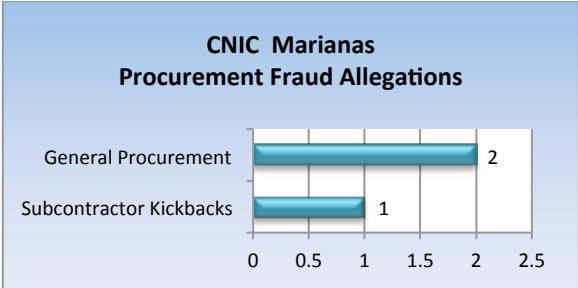


A small number of procurement fraud allegations were reported in OCONUS regions and those regions and corresponding allegations are reflected in the pie chart below.




- The Europe, SW Asia and Korea regions reported the greatest number of procurement fraud allegations.



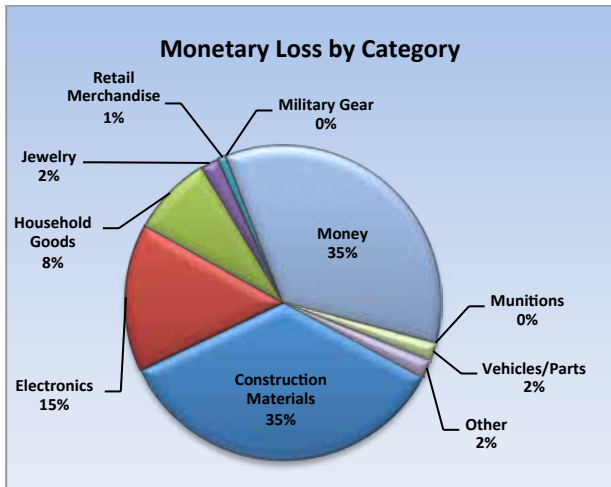


PROPERTY

The U. S. Navy accounted for 1,438 of the 2,207 reports/investigations in this category. The following graph depicts the overall numbers for the property type categories.¹⁴

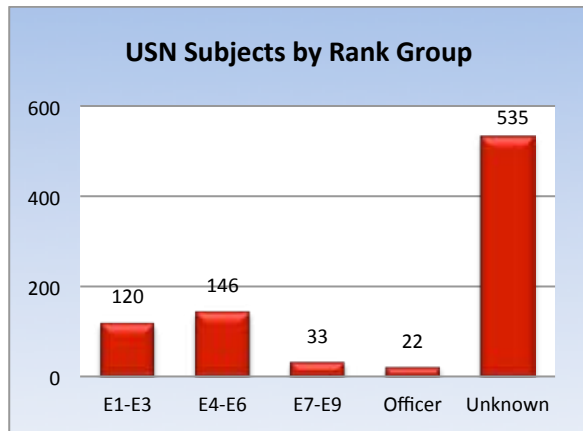


The monetary loss to the US government in cases/reports generated by the USN is \$5,686,318. The following chart illustrates the percentage of monetary loss in each category. The "Unknown" category was excluded.

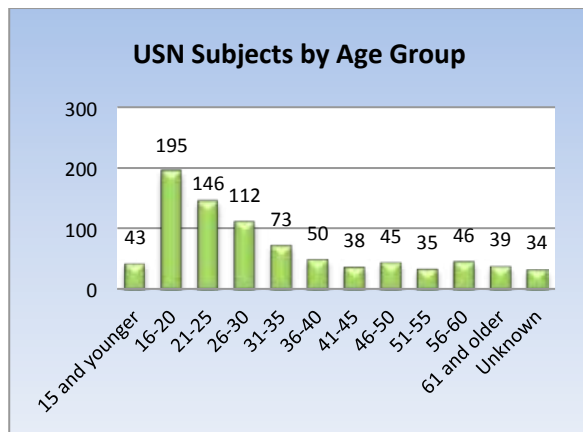


- The "Money" and "Construction Materials" categories accounted for 70% of the total loss in the U.S. Navy.
- The monetary loss in the Munitions category is unknown as data was not included in reporting.

The USN accounted for 856 of the 1,062 DON subjects. Among active duty personnel, the E4-E6 rank group represented the majority of subjects. Any civilians identified as subjects are included in the "Unknown" category.



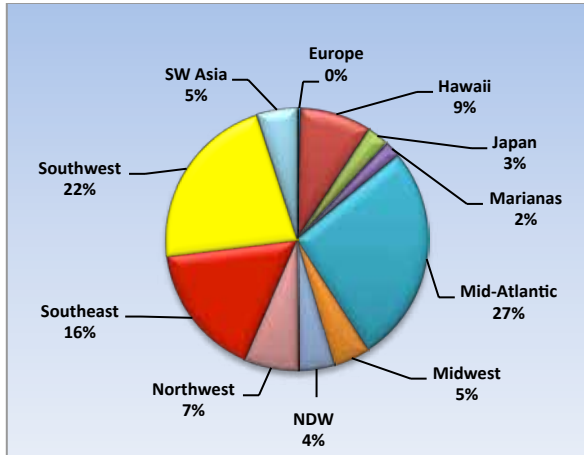
The majority of subjects were between the ages of 16-20.



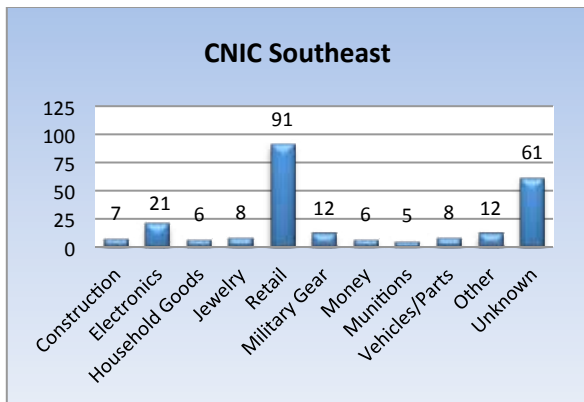
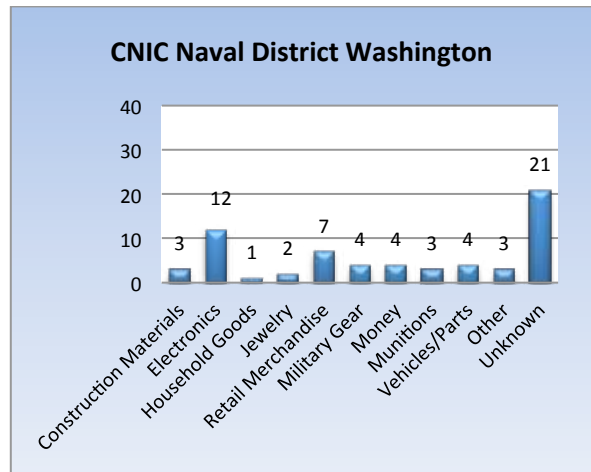
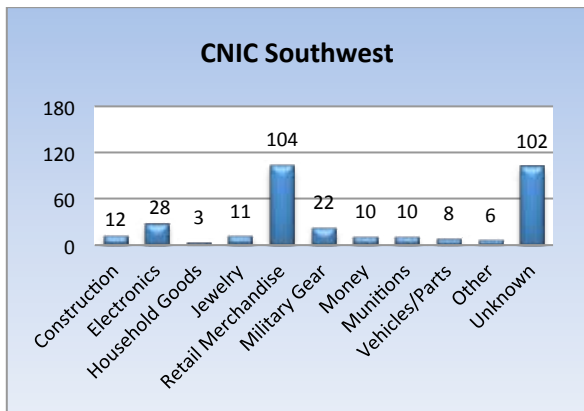
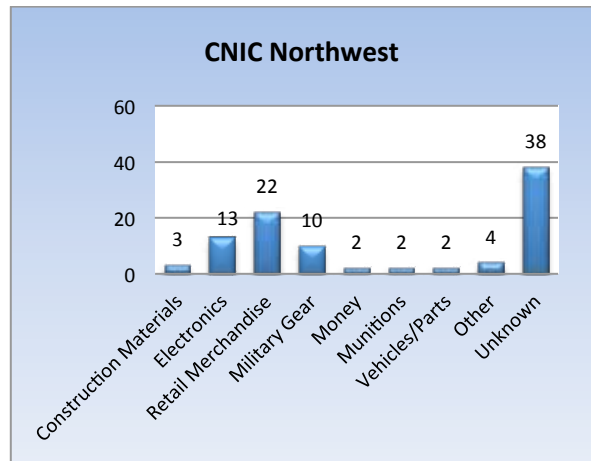
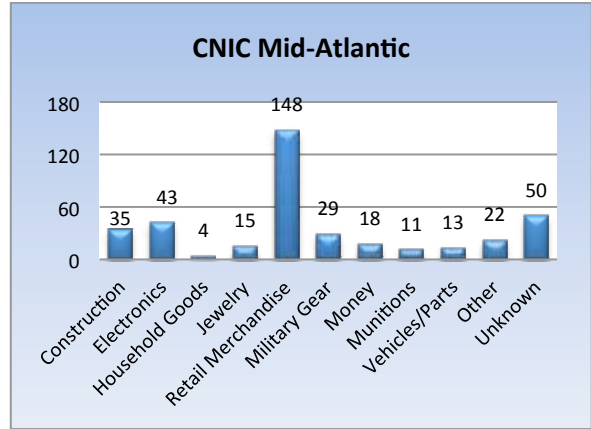
¹⁴ The large number of Unknown property types primarily attributed to lack of specifics provided by USN and USMC law enforcement reporting within CLEOC.

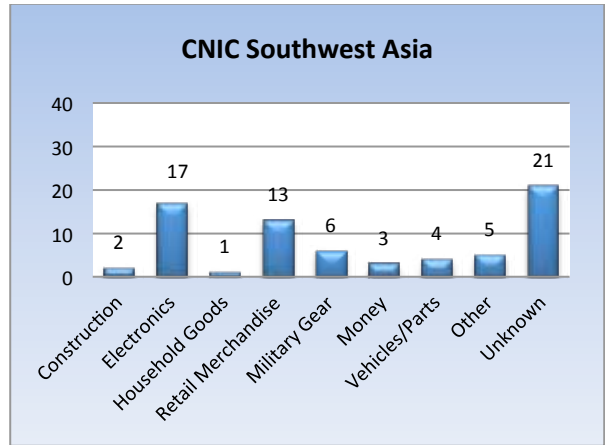
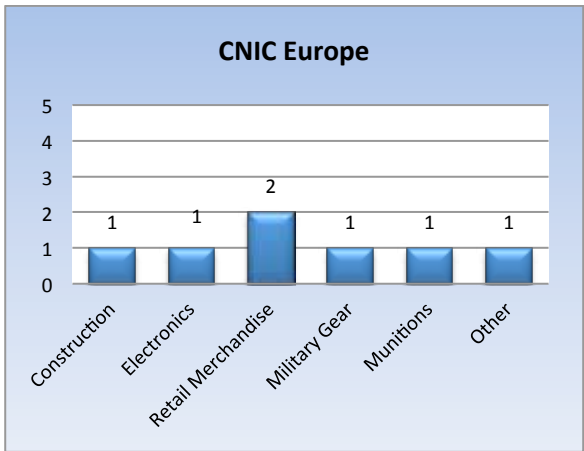
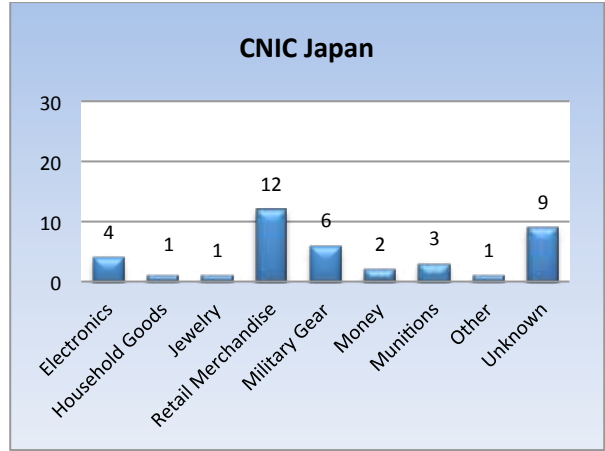
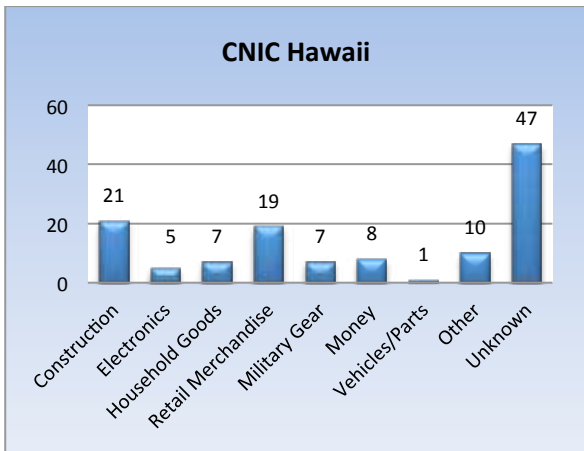
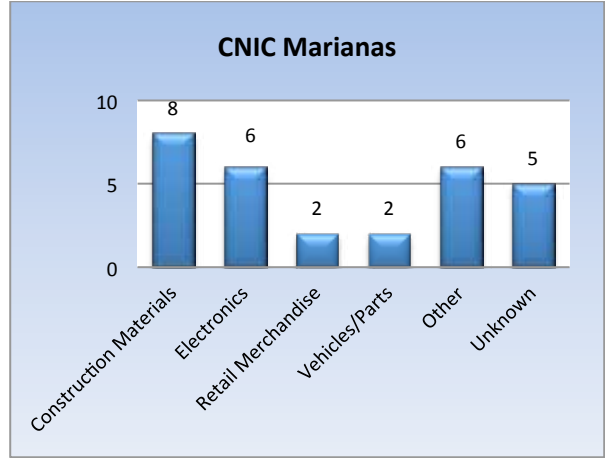
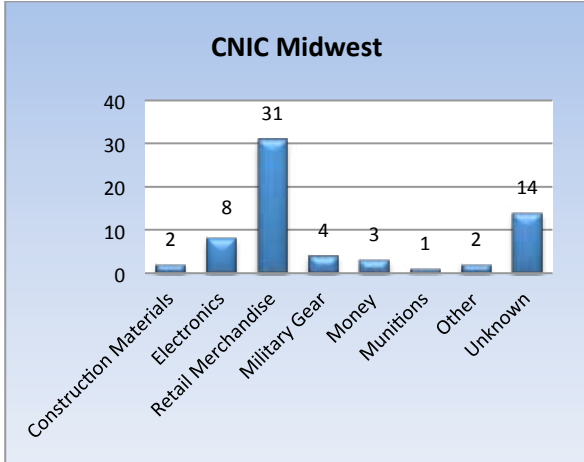
Commander, Naval Installations Command (CNIC) Region Overview

The following pie chart depicts overall property loss offenses for all reports/investigations originating from the respective CNIC regions.



The following 11 graphs provide a detailed breakdown of each region.



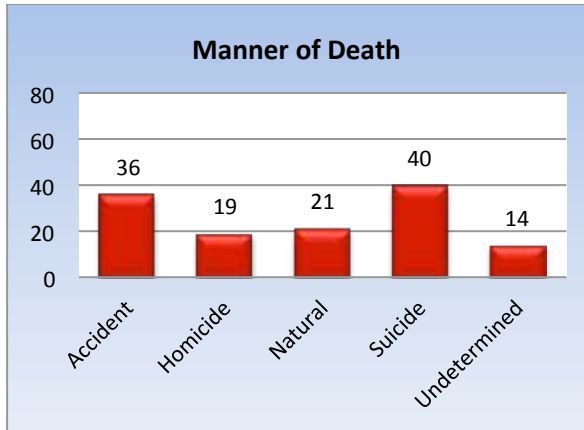




UNITED STATES MARINE CORPS

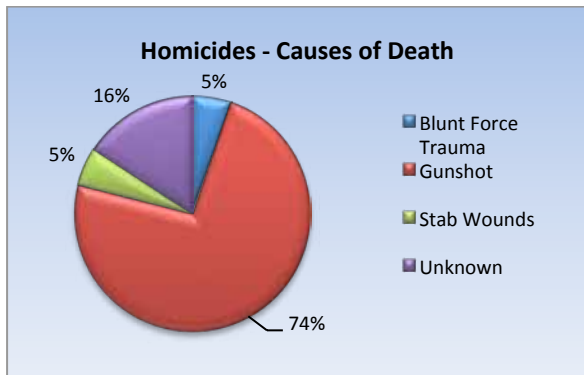
DEATH

In CY 2013, there were a total of 307 deaths¹⁵ reported by the DON law enforcement agencies worldwide. There were 130 deaths affecting the USMC. As with past reporting years, this total does not include combat-related deaths. Below is a breakdown of all manners of death for CY 2013 for the USMC.



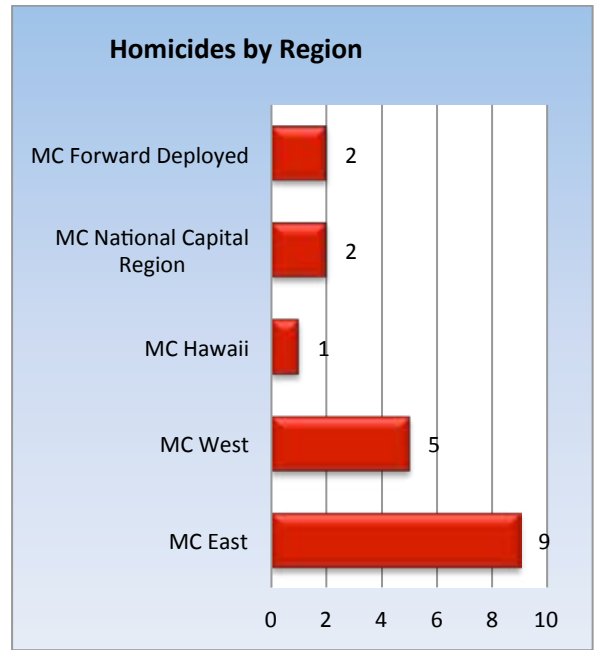
Although all death incidents have a lasting impact on the USMC and unit readiness, this section will highlight the homicide, suicide, and accidental deaths reported in CY 2013.

Homicide

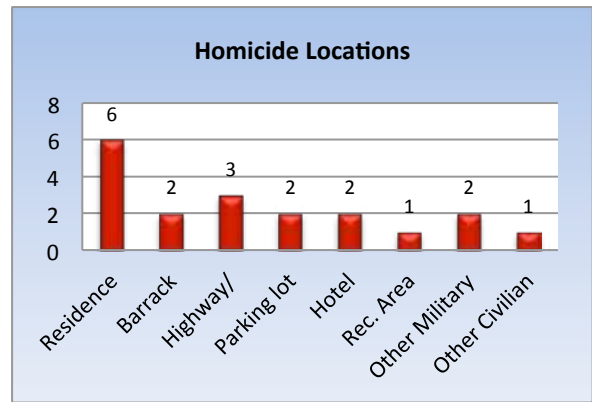


- 74 percent of cases involved solely gunshot wounds, while 16 percent of the causes were not yet determined at the time of reporting.

¹⁵ Deaths are tallied by a victim count vice an incident count



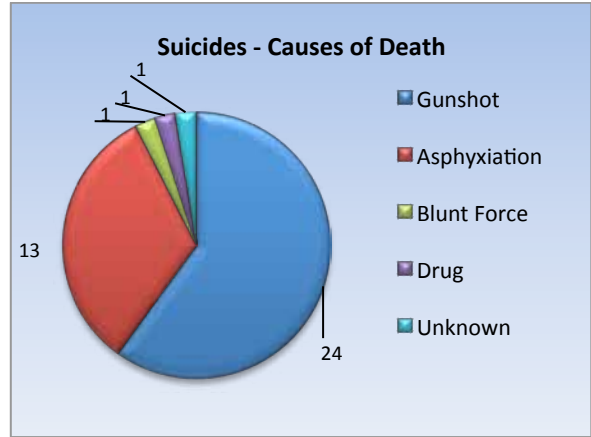
- The MC East region reported the most number of homicides, followed by MC West.
- The two USMC deaths in the Forward Deployed region were the result of Green on Blue killings.
- Below are the top reporting locations.



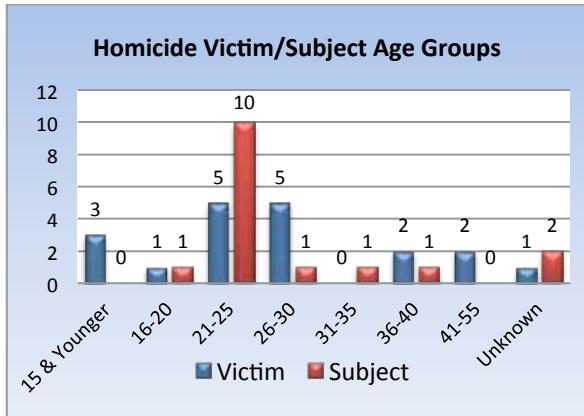
- 79 percent of homicides occurred off base and with 21 percent on base. Two deaths involved a “Green on Blue” homicide in Afghanistan.
- 32 percent of homicides occurred in a residence.

Homicide Victim/Subject Characteristics

	Victim	Subject
Male	14	15
Female	5	0
Unknown	0	1
Active Duty USMC	7	12
Foreign Military	0	1
Military Dependent	4	0
Civilian	6	1
Reservist	1	1
Contractor	1	0
Unknown	0	1



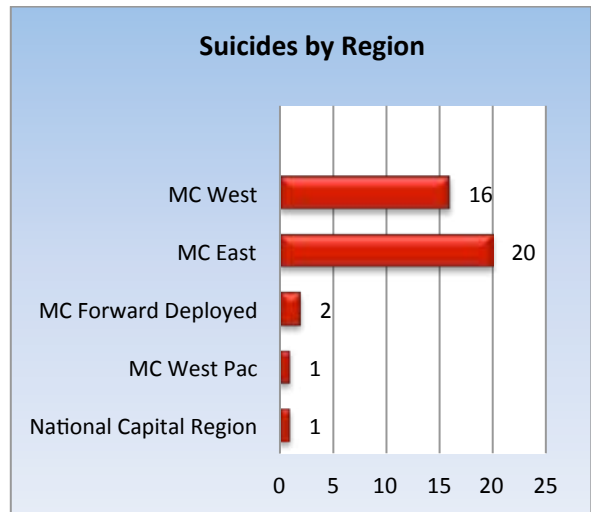
- The 2 most common causes of death in suicide incidents were gunshot wounds and asphyxiation.
- 1 blunt force victim died from jumping five floors through a window.
- Of the 3 females who committed suicide, 2 died of a gunshot wound and the other 1 died from hanging.



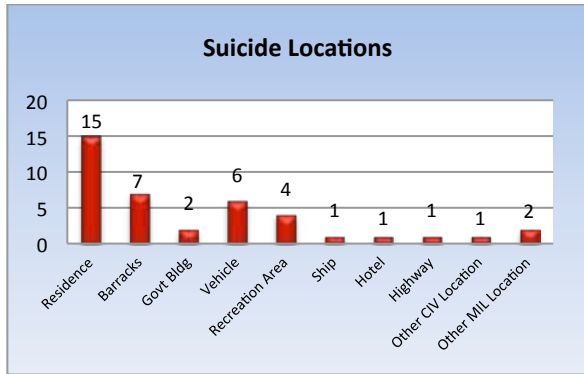
- 56 percent of homicide victims were between the ages of 21-25 years and 26 percent of subjects were also in this age category.

Suicide

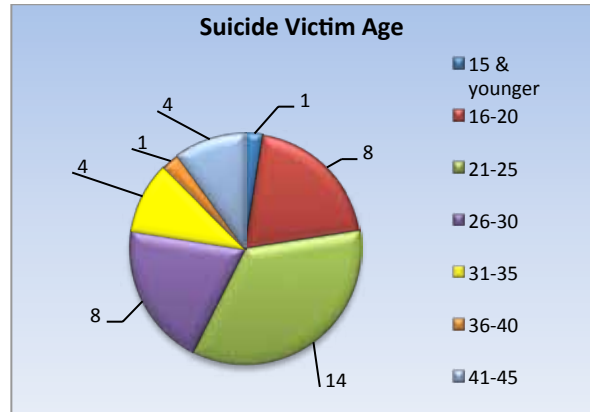
Suicide death was the most commonly reported manner of death in CY 2013 followed by accident deaths. Suicide accounted for 31 percent of all deaths within the USMC.



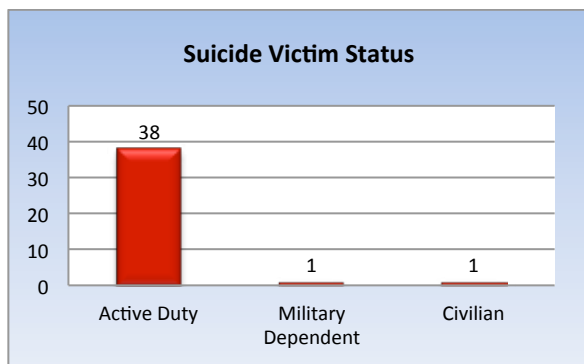
- The MC East region reported the most suicides, followed by MC West.
- 2 suicides were reported in the Forward Deployed region.
- Below are the installations reporting the most suicides in their area of responsibility.



- There were 19 suicides that occurred on base and 21 that occurred off base.
- 37 percent of suicides occurred at a residence, while 17 percent occurred in the Barracks/BOQ/BEQ.



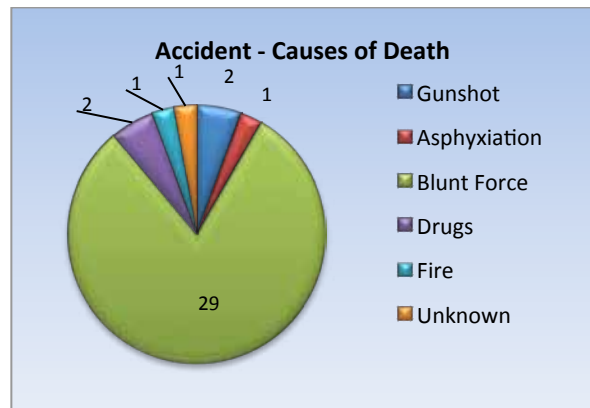
- 35 percent of suicide victims were between the ages of 21 and 25 years old.



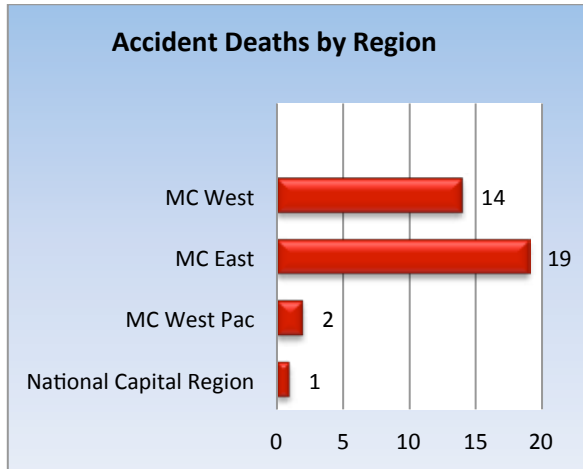
- 93 percent of suicide victims were male.
- 95 percent were active duty USMC members.

Accident

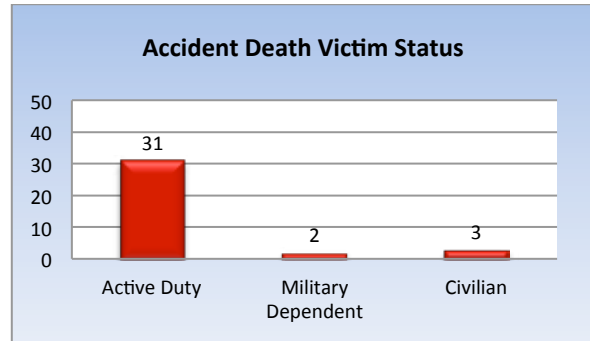
Accident deaths were the second most commonly reported manner of death in CY 2013 with 36 deaths occurring in USMC, accounting for 28 percent of all deaths within the USMC.



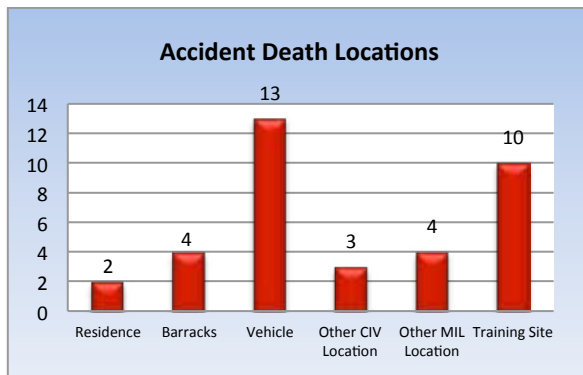
- The most common cause of accident deaths were blunt force trauma incidents. There were 13 involving vehicle incidents and 11 explosive incidents.
- Blunt force trauma accounted for 81% of all accident deaths in USMC.



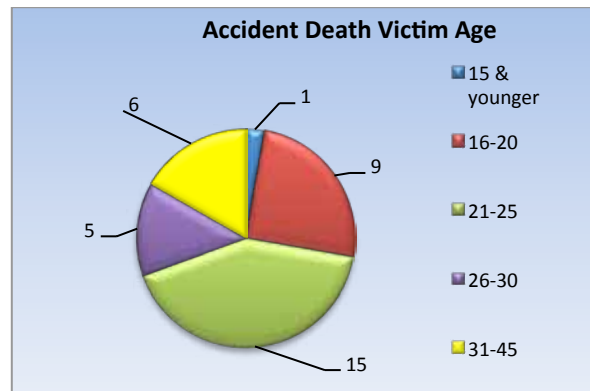
- All three of the female deaths were vehicle accidents.



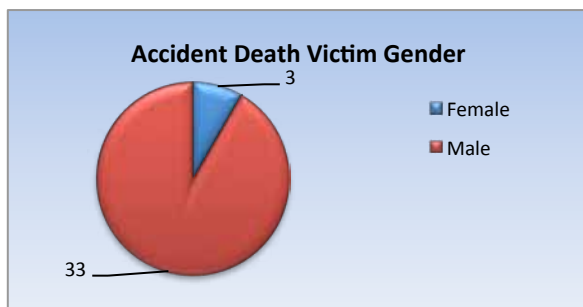
- 86 percent were active duty USMC members.



- There were 25 accident deaths that occurred on base and 11 occurred off base.
- 36 percent of accident deaths were the result of vehicle related incidents while 28 percent occurred at training locations. There were 8 accident deaths involving explosives.



- 41 percent of accident victims were between the ages of 21 and 25 years old.
- There was one 2 month old found unresponsive after sleeping with parents.



- Males accounted for 92 percent of accident deaths.

ADULT SEX CRIME

On June 28, 2012, the definitions of the Article 120 statute of the Uniform Code of Military Justice (UCMJ) were changed. For ease of reporting, the statute specifications for the adult sexual assault incidents listed in this section are all reported using the latest definition. Below is a quick reference of the latest UCMJ Article 120 offenses described in this section.

A Sexual Act or Sexual Contact with the intent to abuse, humiliate, harass, or degrade any person or to arouse or gratify the sexual desire of any person

Sexual Act – penetration of the vagina, anus, or mouth by the penis or any body part or any object.

- **Rape** - Use of force to restrain or compel submission, or cause or threaten grievous bodily harm, or drug or otherwise render unconscious
- **Sexual Assault** - Use of fraud, fear, or the victim's incapability to consent due to sleep, intoxication, or physical/mental defect

Sexual Contact – Touching or causing another to touch the genitalia, anus, groin, breast, inner thigh, buttocks, or any other body part.

- **Aggravated Sexual Contact** - Use of force to restrain or compel submission, or cause or threaten grievous bodily harm, or drug or otherwise render unconscious
- **Abusive Sexual Contact** - Use of fraud, fear, or the victim's incapability to consent due to sleep, intoxication, or physical/mental defect

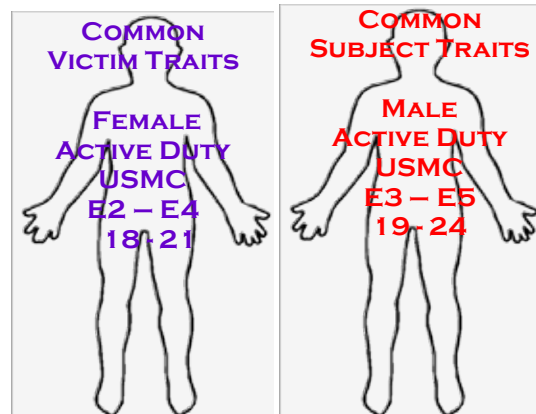
There were 1,453 unrestricted reports of adult sexual assaults in CY 2013 for the DON, with 549 of these reports affecting the USMC¹⁶.

¹⁶ Included in the total 549 are ten delayed reports of pre-2012 incidents and five reports of attempted assault. These 15 reports were excluded when the offense specification were itemized.

2013 USMC Quick Facts

- 575 Subjects; 617 Victims.
- 54 percent on base and 43 percent off base with the remaining in unknown locations.
- 61 percent involved Sexual Acts (penetration).
- 46 percent were USMC on USMC assaults.
- 7 percent were assaults on Spouses.
- 26 percent of assaults were reported within 72 hours.
- MC West had highest incidents (42%).

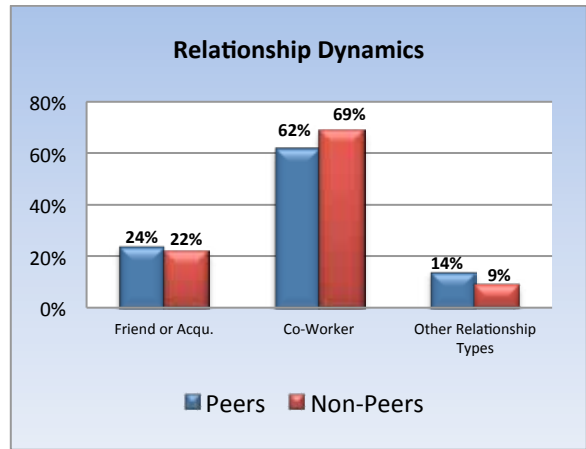
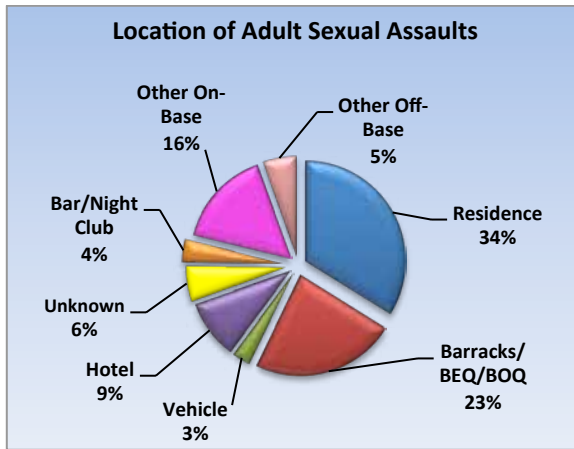
USMC Adult Sexual Assault Demographics



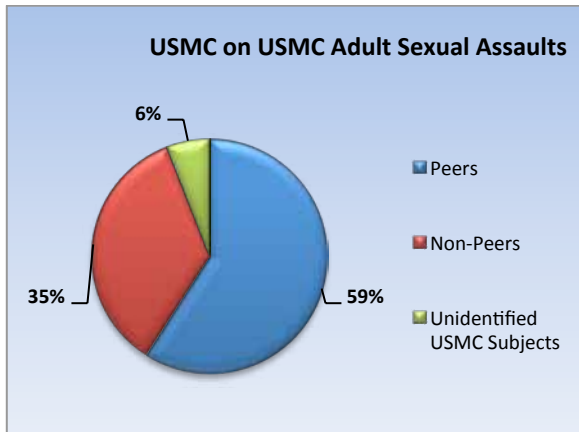
Frequent Location of Adult Sexual Assaults:

Residences, Barracks, & Hotels

- 67 percent of adult sexual assaults occurred in a residence, in the barracks/officer or enlisted quarters, or a hotel.
- Incidents at Residences (70%) and Hotels (85%) primarily occurred off base.
- Incidents of Sexual Acts were reported more at Residences, Barracks, and Hotels than incidents of Sexual Contact.

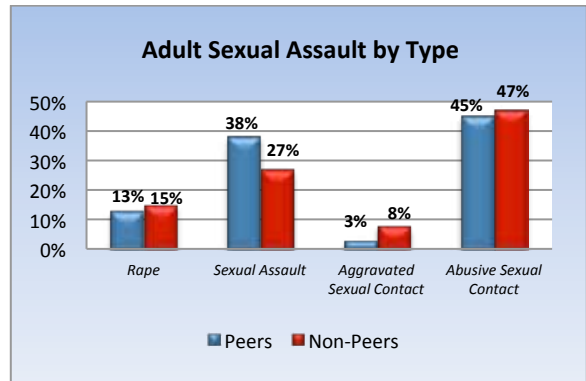


USMC on USMC Sexual Assault Trends



- 59 percent of USMC on USMC adult sexual assaults occurred among peers.¹⁷
- 35 percent of USMC on USMC adult sexual assaults occurred among non-peers.

- The largest relationship group for both peers and non-peers was among co-workers.

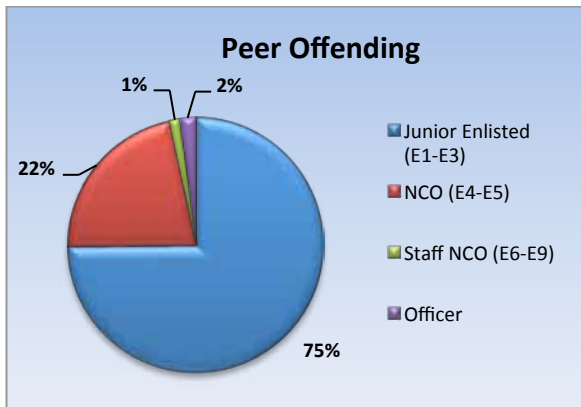


- Non-Peers –higher occurrence of Sexual Contact incidents than Sexual Acts.
- Peers –Similar trends of Sexual Contact and Sexual Act incidents.

Offending of Peers

- Peer on Peer offending was seen in the Junior Enlisted, Non-Commissioned Officer (NCO), Staff Non-Commissioned Officer (Staff NCO), and Officer groups.

¹⁷ Peer groups were established as Junior Enlisted (E1-E3), Non-Commissioned Officers (E4-E5), Staff Non-Commissioned Officers (E6-E9), and Officers



Junior Enlisted Group

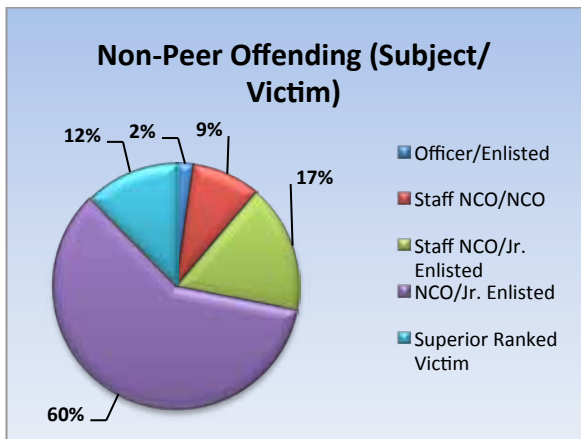
- Equal split of incidents of Sexual Acts and Sexual Contact.
- 63 percent involved co-workers.
- 45 percent involved alcohol.

Non-Commissioned Officer

- Equal split of incidents of Sexual Acts and Sexual Contact.
- 58 percent involved co-workers.
- 55 percent involved alcohol.

Offending of Non-Peers

- 88 percent involved a superior ranking Officer or NCO offending against a lower peer group.



NCO Subjects

- 51 percent of the incidents involved Sexual Contact.
- 55 percent involved alcohol.
- 64 percent involved co-workers.
- 26 percent involved a friend or an acquaintance.

Officer and Staff NCO Subjects

- 68 percent of the incidents involved Sexual Contact.
- 44 percent involved alcohol.
- 76 percent involved co-workers.
- 20 percent involved a friend or an acquaintance.

Adult Sexual Assault of Spouses

Incident Information

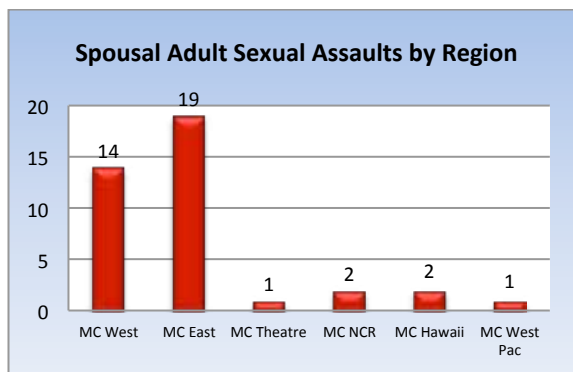
- Rape has a higher incidence rate in the Spouse relationship group.
- Spousal-related assaults were more likely to include delayed reporting.
- 92 percent occurred at a residence.
- 28 percent of the Spousal-related assaults involved the use of alcohol.

Subject Information

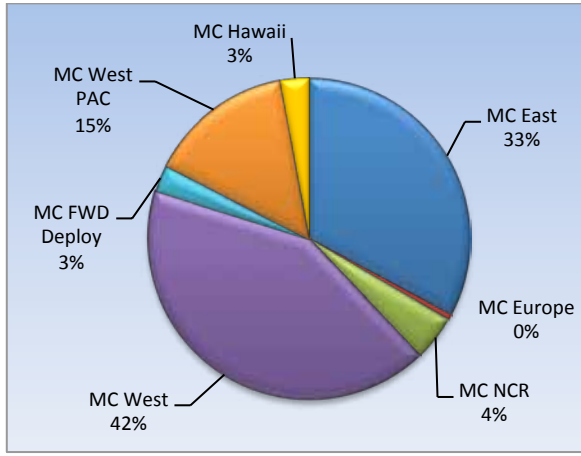
- 97 percent of subjects were male.
- 97 percent were USMC Active Duty.
- 59 percent were E4 or E5 grade.

Victim Information

- 97 percent of victims were female.
- 90 percent were US civilian.

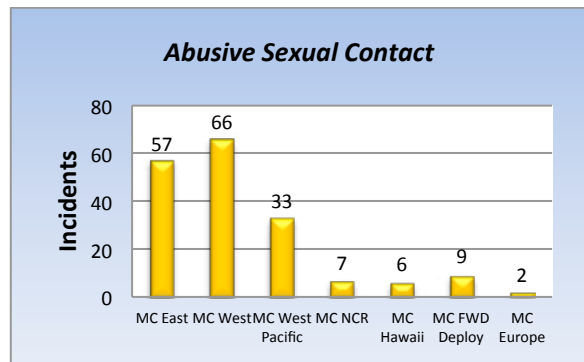
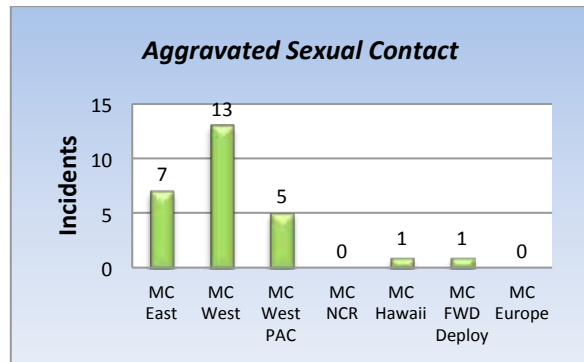
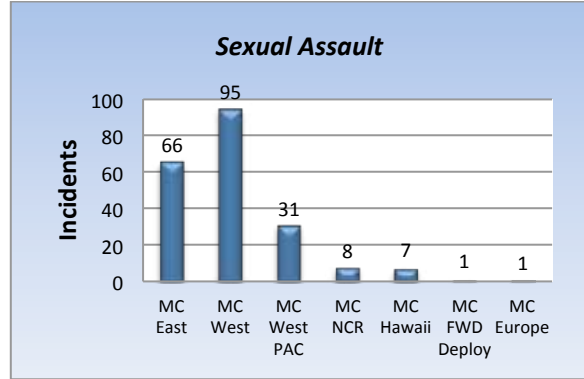
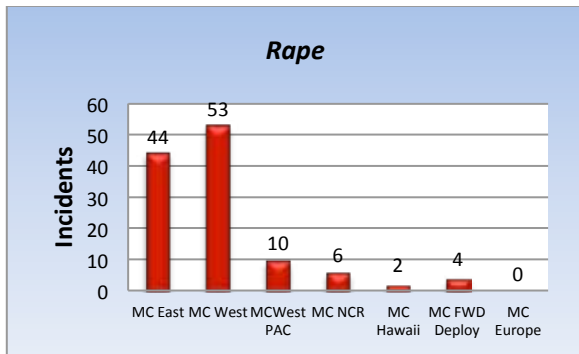


Marine Corps Region Overview

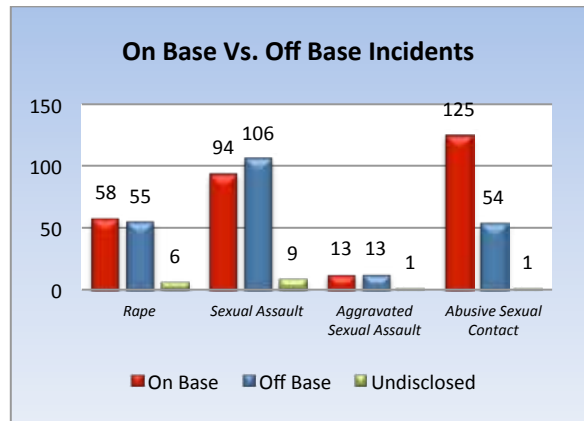


- The MC West region reported the highest number of adult sexual assaults.
- The MC East region reported the second highest number of adult sexual assaults.
- *Rape, Sexual Assault, Aggravated Sexual Contact, and Abusive Sexual Contact* incidents were most prevalent types of sexual assaults reported within the MC West and East regions.
- The highest number of incidents of adult sexual assault OCONUS were reported in the MC West Pacific region.

Types of Assault by MC CNIC Region



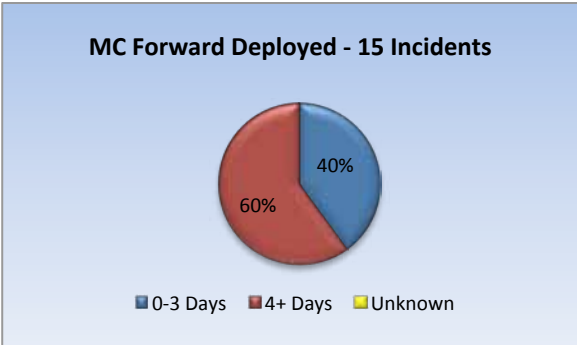
Incidents On and Off Base



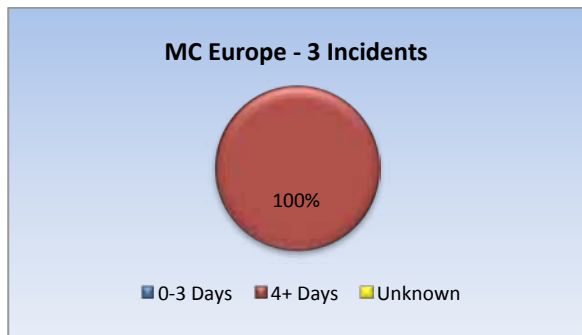
- Incidents of *Abusive Sexual Contact* were much more likely to occur on base.
- Incidents reported in the MC West Pacific, MC East, and in the MC Forward Deployed regions occurred more on base.
- Incidents reported in the MC West region occurred more off base.
- All other regions showed equal trends of on and off base incident occurrence.

Delayed Reporting Trends

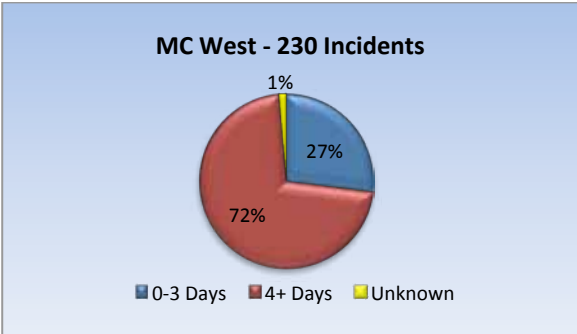
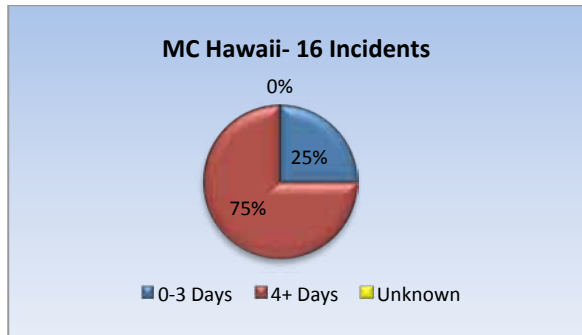
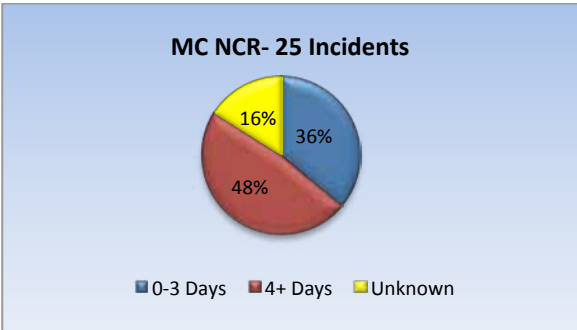
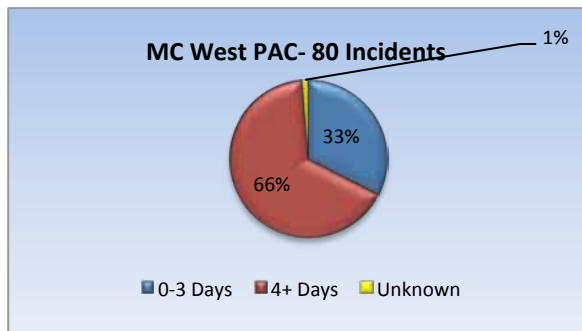
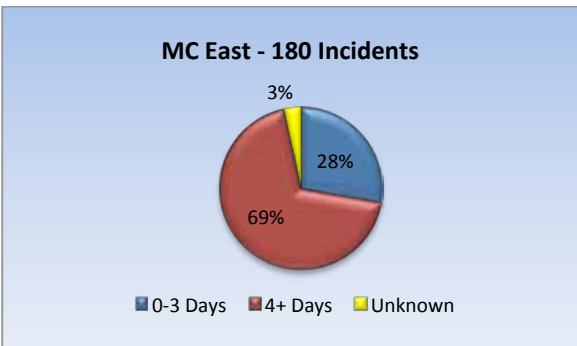
The graphs below depict the number of adult sexual assault incidents reported in each of the MC CNIC regions segmented by the number of days the Victim waited prior to reporting.



OCONUS

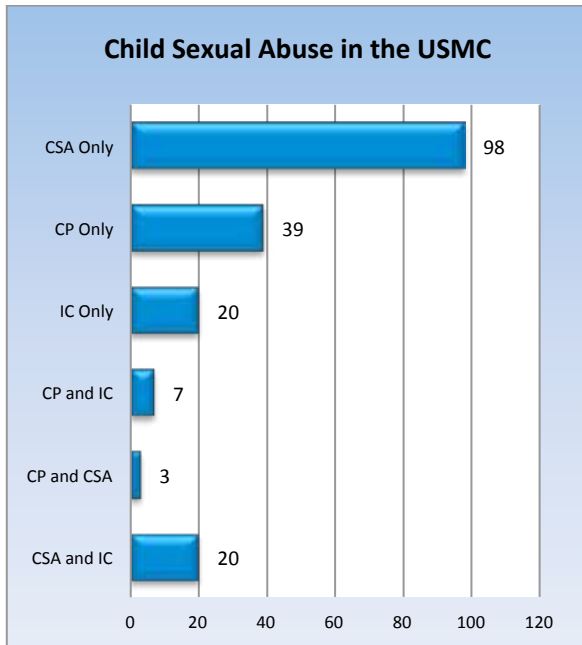


CONUS



CHILD SEXUAL ABUSE

There were 409 child sexual abuse offenses reported in CY 2013 for the DON, with 187 of these offenses affecting the USMC¹⁸. Below is a breakdown of all types of child sexual abuse for CY 2013 for the USMC, including Contact Sexual Abuse (CSA), Child Pornography (CP), and Internet Contact (IC).



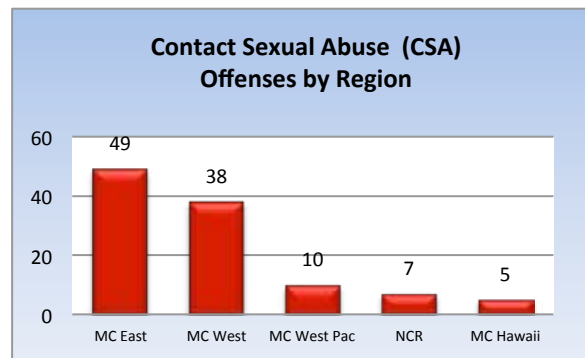
Contact Sexual Abuse

Child contact sexual abuse (CSA) includes sex crimes where the victim is a under the age of 16. The offense types include rape, attempted rape, carnal knowledge, attempted carnal knowledge, molestation, sodomy, aggravated assault with intent to commit sodomy, indecent acts not amounting to sodomy, and other sex related crimes (incest, indecent exposure, obscene telephone calls, voyeurism, etc.).

¹⁸ Count for total child sexual abuse cases is based on how many victims were involved in the case instead of the number of incidents as some cases involved multiple victims who each experienced different types of abuse.

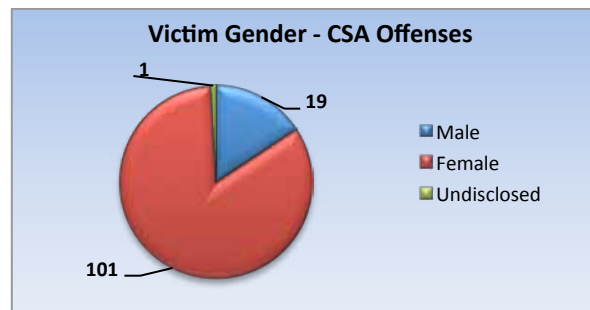
Location

- The majority of CSA offenses¹⁹ were committed in the MC East and MC West regions.
- 50 percent of CSA cases occurred off base, with 41 percent on base and 9 percent at an undisclosed location or multiple locations.
- 61 percent occurred in a residence.



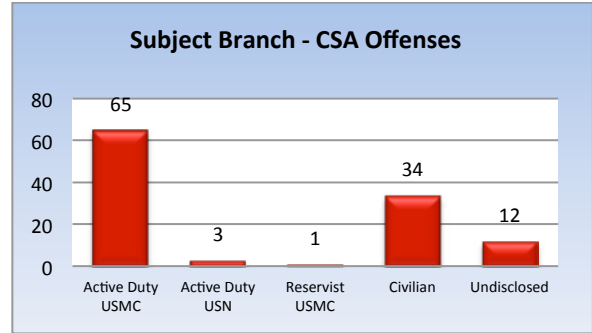
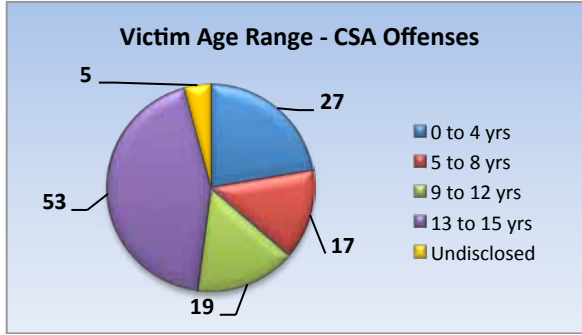
Victim Characteristics²⁰

- 83 percent of CSA offense victims were female.
- The highest percentage of victims was between the ages of 13 years and 15 years.



¹⁹ Count for location data is based on the number of incidents. Incident counts were also used for the subsequent child pornography and internet contact sections.

²⁰ Due to the presence of multiple victims and subjects associated with CSA cases, the victim and subject counts will be higher than the incident count. Multiple victims and subjects were also associated with the child pornography and internet contact sections that follow.

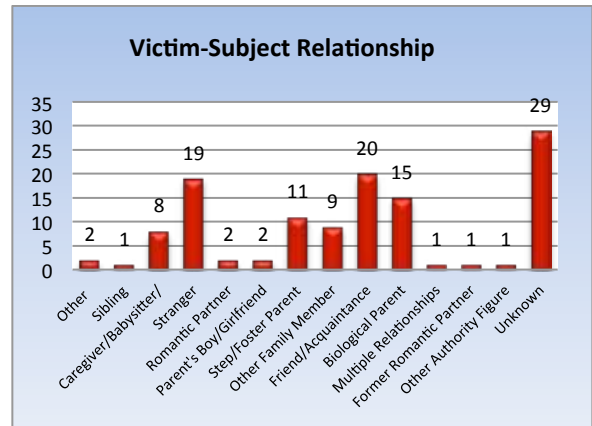
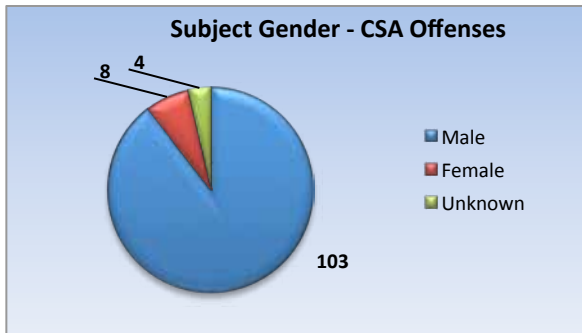


Subject Characteristics

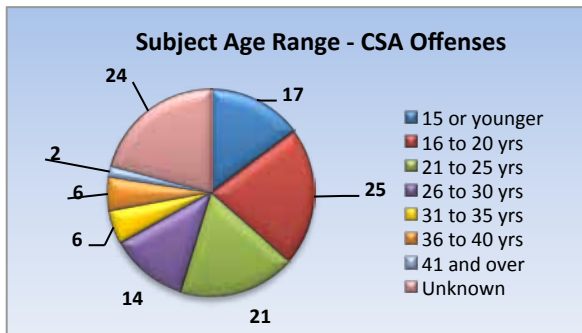
- 90 percent of subjects were male.
- The majority of subjects were 25 years of age or younger, with 22 percent between the ages of 16 and 20 and 18 percent between the ages of 21 and 25.
- 57 percent of subjects were active duty USMC members and 30 percent were civilians.

Relationships

- Common victim-subject relationships include friend or acquaintance, stranger, biological parent, or step/foster parent.
- 29 of the relationships (24 percent) were undisclosed and/or unknown



*The above chart, reflecting the victim's relationship to the subject, is based on the total number of sexual contact victims



Child Pornography

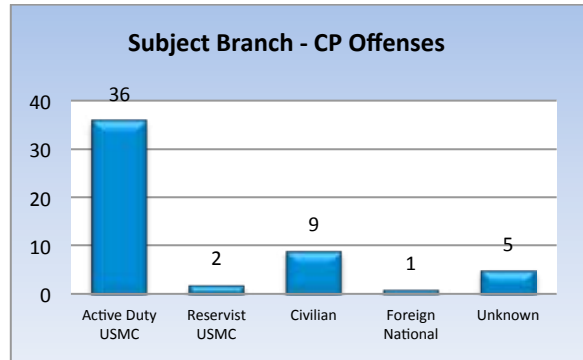
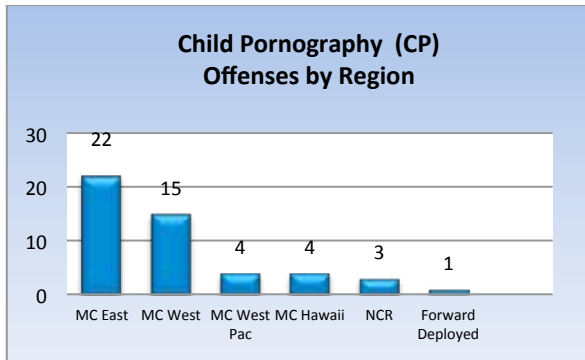
Child pornography offenses (CP) include incidents of making, selling, or transmitting obscene objects, writings, pictures, or photographs (includes images in digital files), where the image is of a child under the age of 18 years.

Location

- The majority of CP offenses²¹ were committed in the MC East and MC West

²¹ Location data is calculated by incident count.

regions, with 1 offense occurring in the Forward Deployed region.



Subject Characteristics

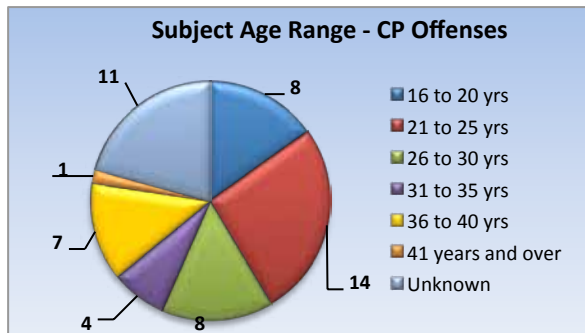
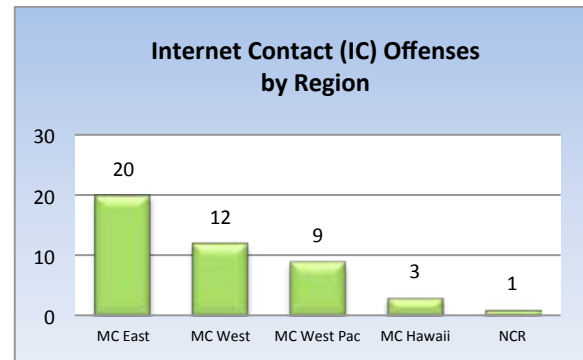
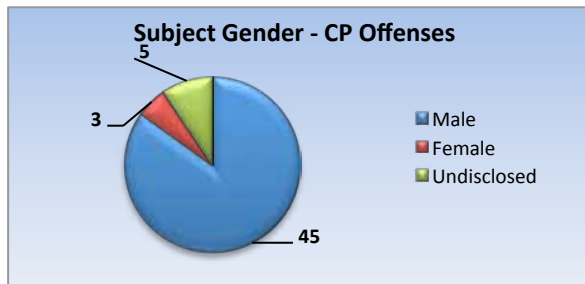
- 45 of the 53 subjects involved in CP were male; only 3 were female and 5 were undisclosed.
- The majority of subjects were ages 16 to 30, with 26 percent between the ages of 21 and 25.
- 68 percent of subjects were active duty USMC members and 17 percent were civilians.

Internet Contact

Internet contact offenses (IC) include incidents in which an adult communicates with either a child under the age of 18, or an undercover officer/agent who is posing as a child under the age of 18, over the internet. Forty-seven internet contact offenses affected the USN in CY 2013; an increase of 57 percent from CY 2012.

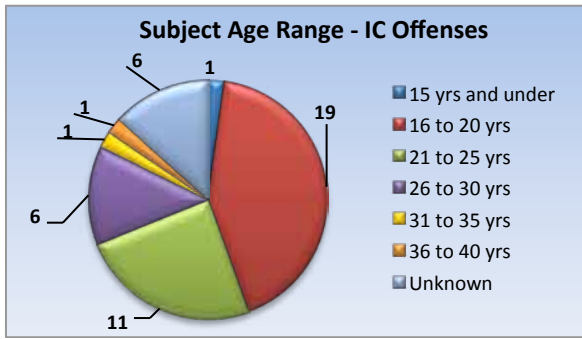
Location

- The majority of IC cases occurred in the MC East, followed by MC West.



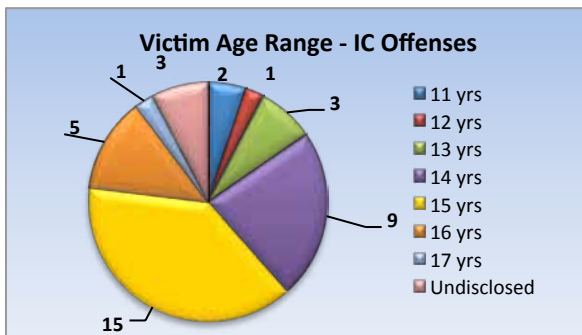
Subject Characteristics

- 43 of the 45 subjects involved in IC cases were male; no subjects were female and only 1 had an undisclosed sex.
- The majority of subjects were ages 16 to 25 (67 percent).
- 80 percent of subjects were active duty USMC members and 11 percent were civilians.



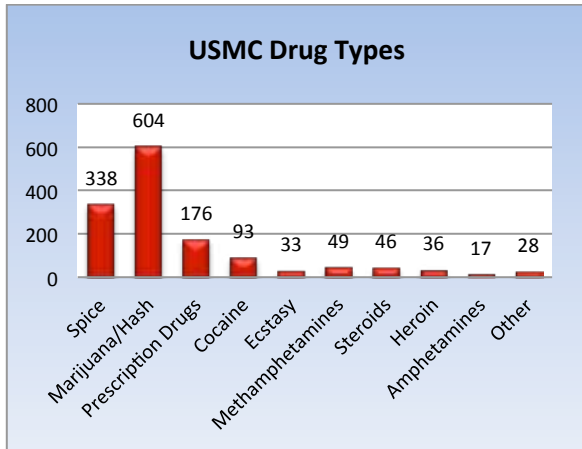
Victim Characteristics

- 8 of the 47 “victims” in the IC cases were undercover agents or officers.
- 39 child victims were involved in IC cases.
 - 33 child victims were female, 5 were male, and 1 was an undisclosed sex.
 - The child victims ranged in age from 11 to 17 years.



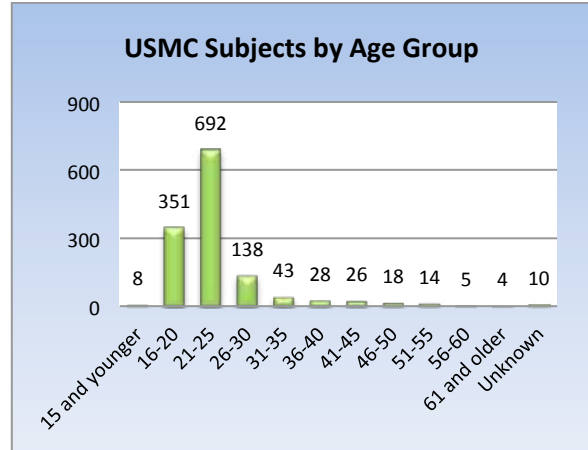

NARCOTICS

The USMC accounted for 1,337 of the 2,298 narcotics subjects included in DON law enforcement reports/investigations. The following graph depicts the drugs associated with those subjects. There were 77 subjects involved with multiple narcotics.



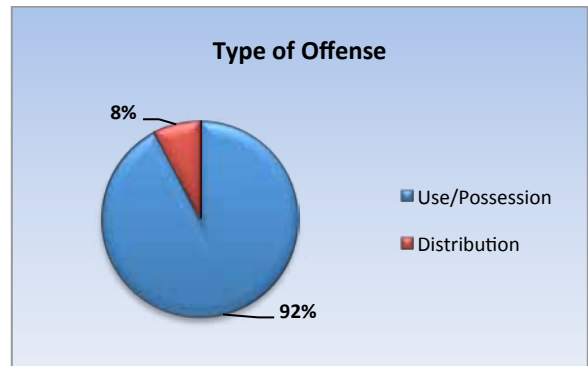
Additionally, the USMC accounted for 14 of the 23 DON subjects involved with the synthetic drug Bath Salts.

Similar to the USN, the average rank of the active duty USMC subjects fell within the E1-E3 rank group and the average age ranged between 21 and 25 years old.



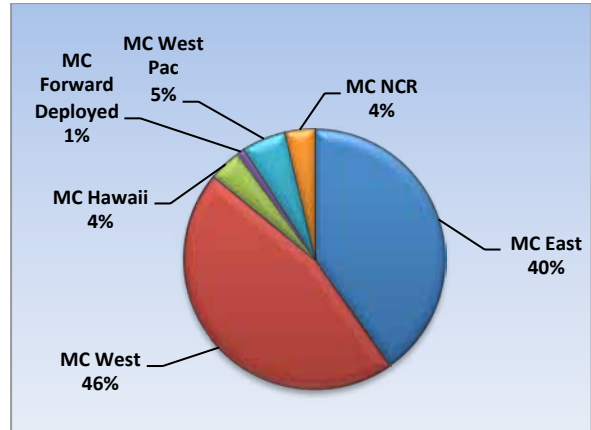
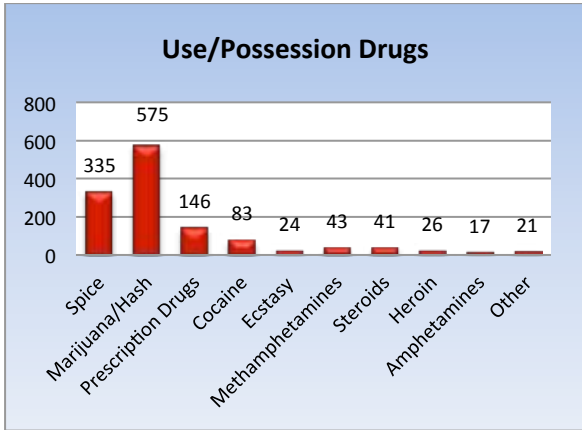
- The most prevalent locations for drug abuse included barracks or residences, Entry/Exit Gate and Vehicles.

The majority of drug related subjects were involved in use and/or possession as opposed to distribution.



Use/Possession

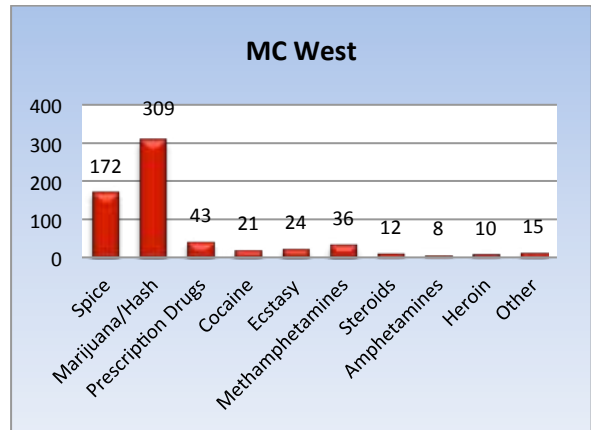
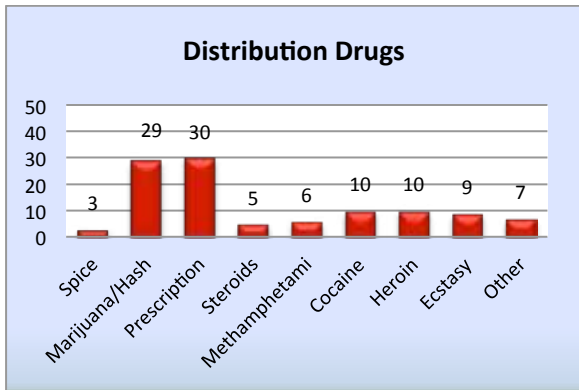
Marijuana resumed the top spot as the drug of choice in the USMC Use/Possession category. It supplanted the synthetic cannabinoid typically known as Spice. In 71 instances the subject abused multiple drug types. The following graph depicts all the drugs in this category.



Distribution

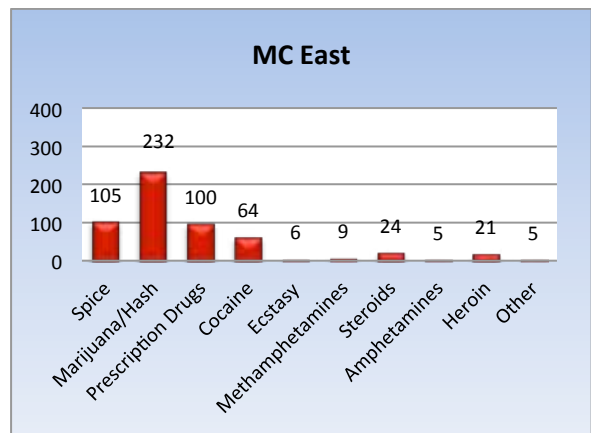
In USMC affected illegal narcotics distribution reports/investigations, the most prevalent abuse involved Prescription Drugs. There were six subjects that dealt in two or more drugs.

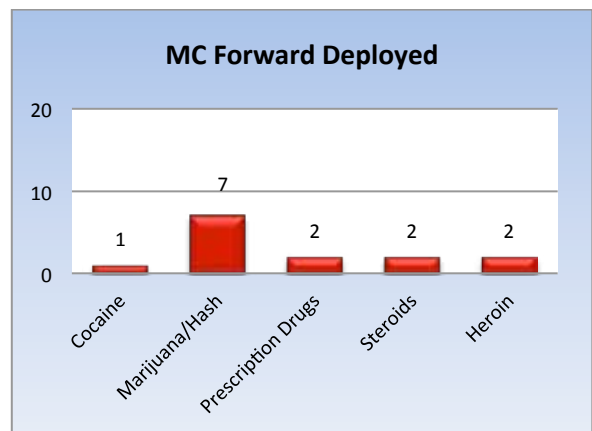
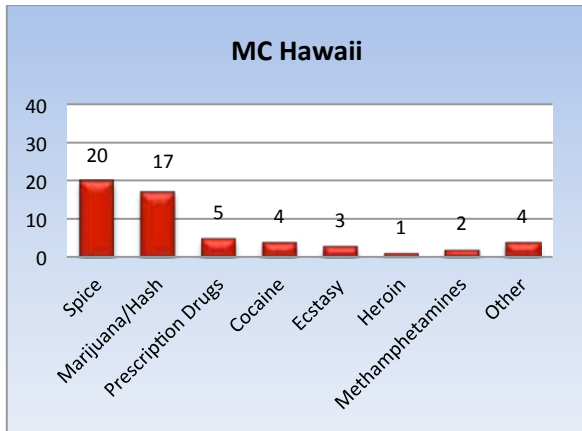
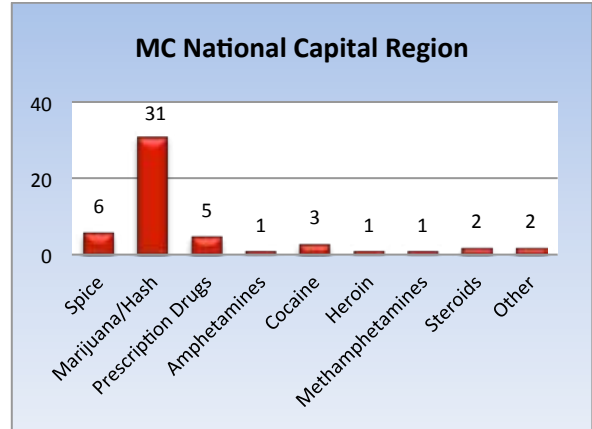
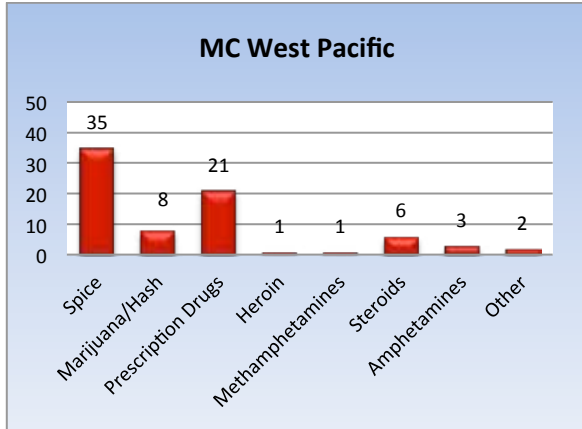
The majority of reports/investigations were generated in the USMC regions East and West, with the two most prevalent drugs of abuse being Marijuana and Spice. The following six graphs provide a detailed breakdown of each region.



Marine Corps Regional Information

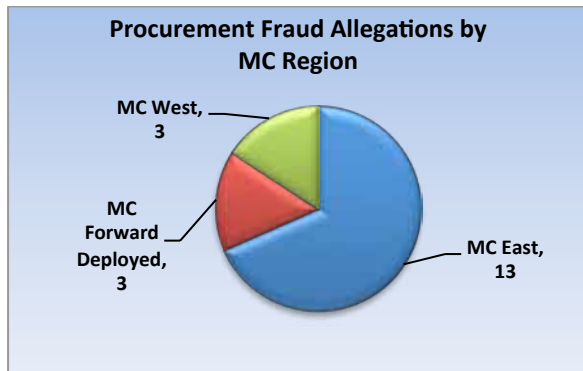
The following pie chart depicts overall drug numbers on all reports/investigations originating from the respective USMC regions. An additional category of MC Forward Deployed was included to capture reports/investigations generated in the Iraq and Afghanistan theaters of operation.





PROCUREMENT FRAUD

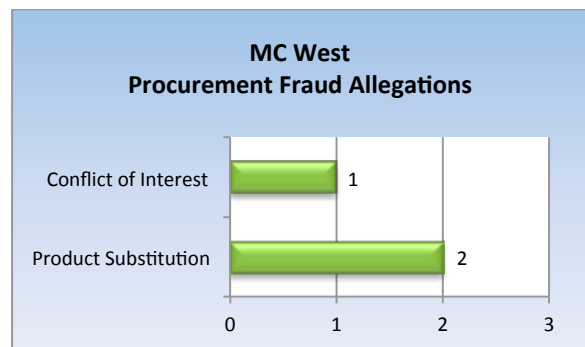
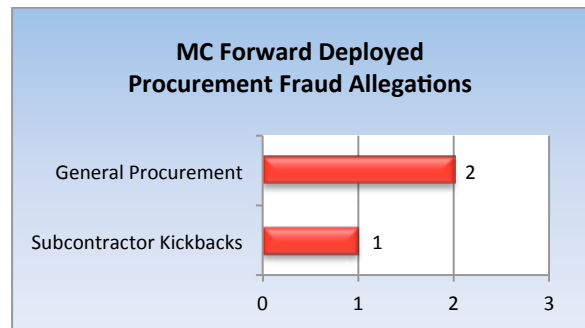
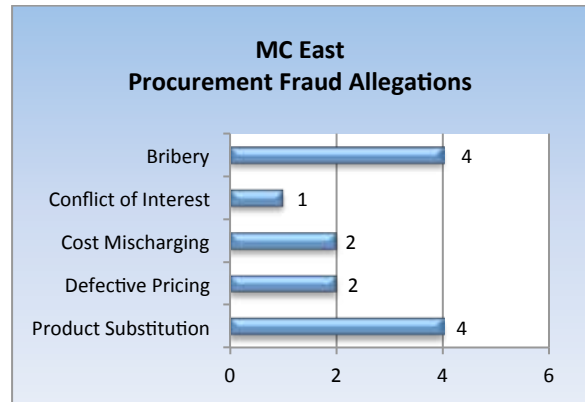
In CY 2013, there were a total of 19 procurement fraud allegations reported by USMC offices and commands. Procurement fraud allegations accounted for a small number of the economic crimes reported within the USMC. The following pie chart provides an overview of the Marine Corps (MC) regions reporting procurement fraud allegations.



MC East, MC Forward Deployed and MC West regions reported procurement fraud allegations:


- Bribery/Conflict of Interest and Product Substitution allegations were most commonly reported within these regions.

The following graphs provide an overview of reported procurement fraud allegations within each of the MC regions.

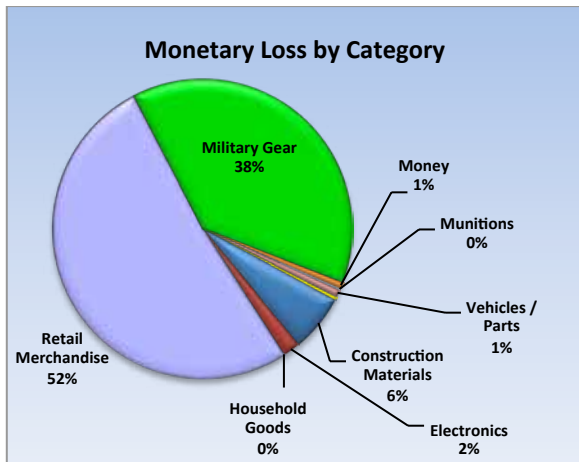


PROPERTY

The U. S. Marine Corps accounted for 769 of the 2,207 reports/investigations in this category. The following graph depicts the overall numbers for the property type categories.

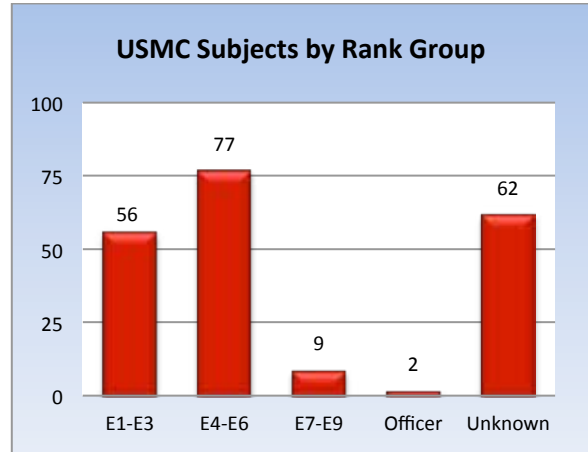


The monetary loss to the US government in cases/reports generated by the USMC is \$4,045,074. The following chart illustrates the percentage of monetary loss in each category. The "Unknown" category was excluded.

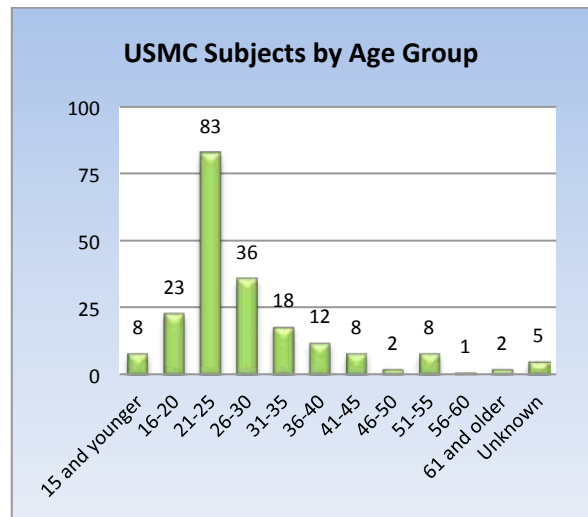


- The largest monetary loss occurred in the Retail Merchandise category
- The majority of DON losses in the Military Gear category came from USMC reporting

The USMC accounted for 206 of the 1,062 DON subjects. Among active duty personnel, the E4-E6 rank group represented the majority of subjects. Any civilians identified as subjects are included in the "Unknown" category.

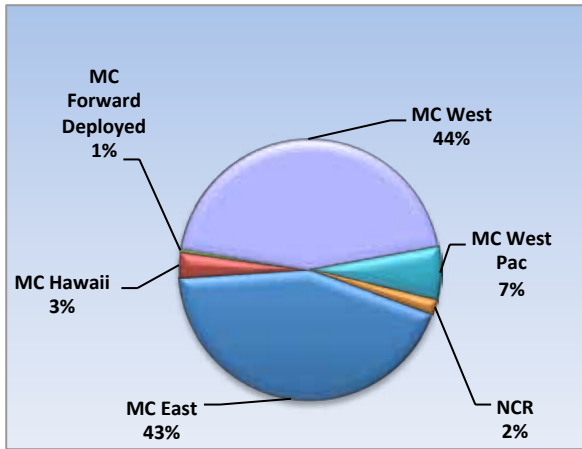


The majority of subjects were between the ages of 21-25.

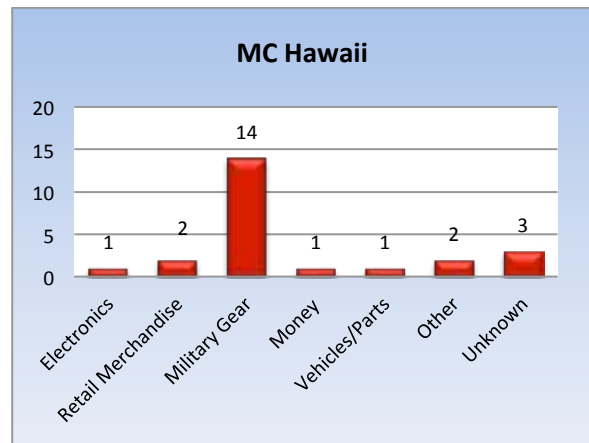
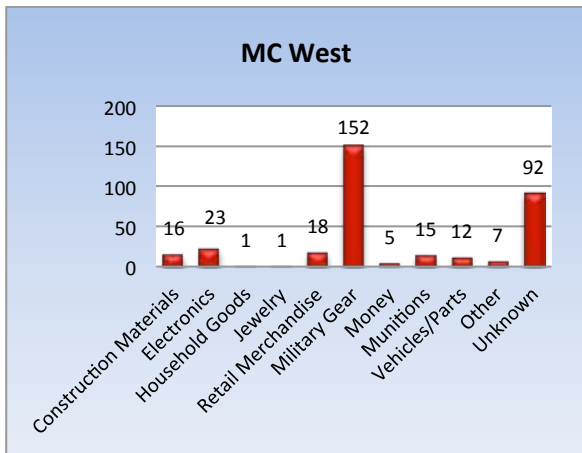
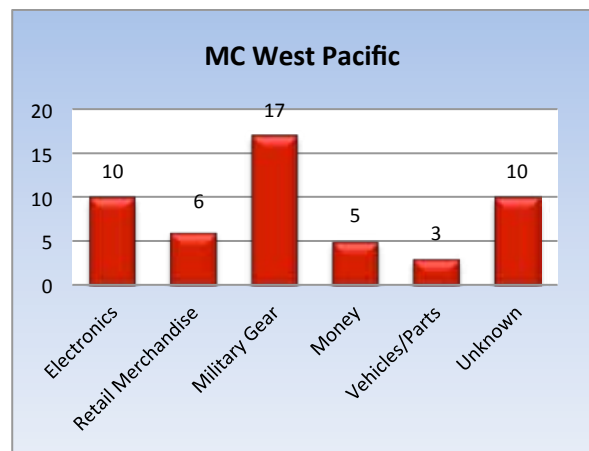
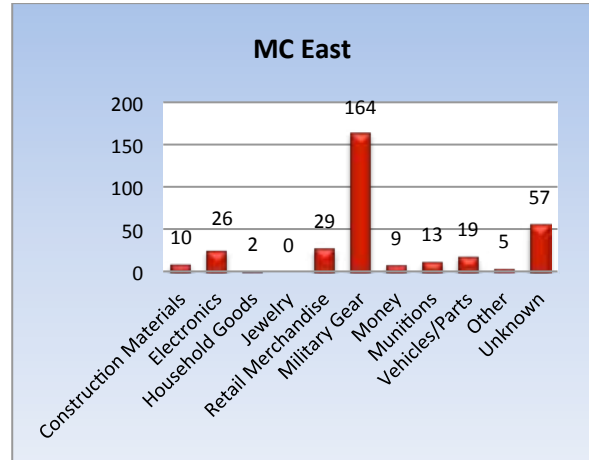


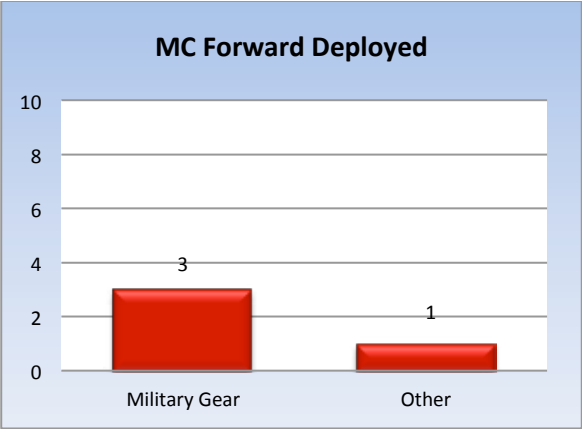
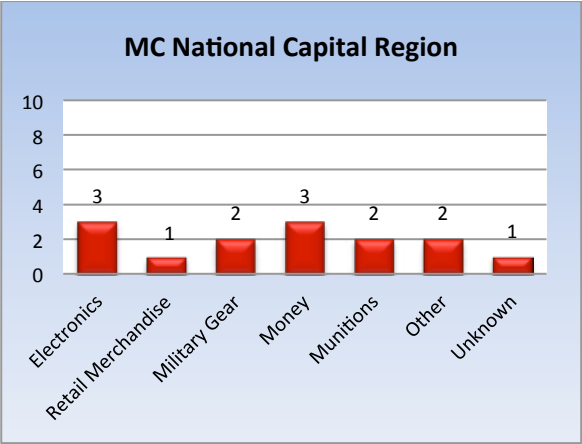
Marine Corps Regional Information

The following pie chart depicts overall property loss offenses for all reports/investigations originating from the respective USMC regions. An additional category of MC Forward Deployed was included to capture reports/investigations generated in the Iraq and Afghanistan theaters of operation.



The majority of reports/investigations were generated in the USMC regions East and West, with the most prevalent loss involving Military Gear. The following six graphs provide a detailed breakdown of each region.





CONTACT INFORMATION DIRECTORY

Criminal Investigations Directorate

Assistant Director
Deputy Assistant Director
Criminal Data Analysis Division Chief

Mark Fox	571-305-9764
Nelly Englund	571-305-9767
Julie Anderson	571-305-9966

WWW.NCIS.NAVY.MIL

UNCLASSIFIED//FOR OFFICIAL USE ONLY